

### Stage 1 - Secret Hideout

**Round Count:** 10 Pistols, 10 Rifle, 6+ Shotgun

**Order:** Shooter's choice – Rifle cannot be shot last

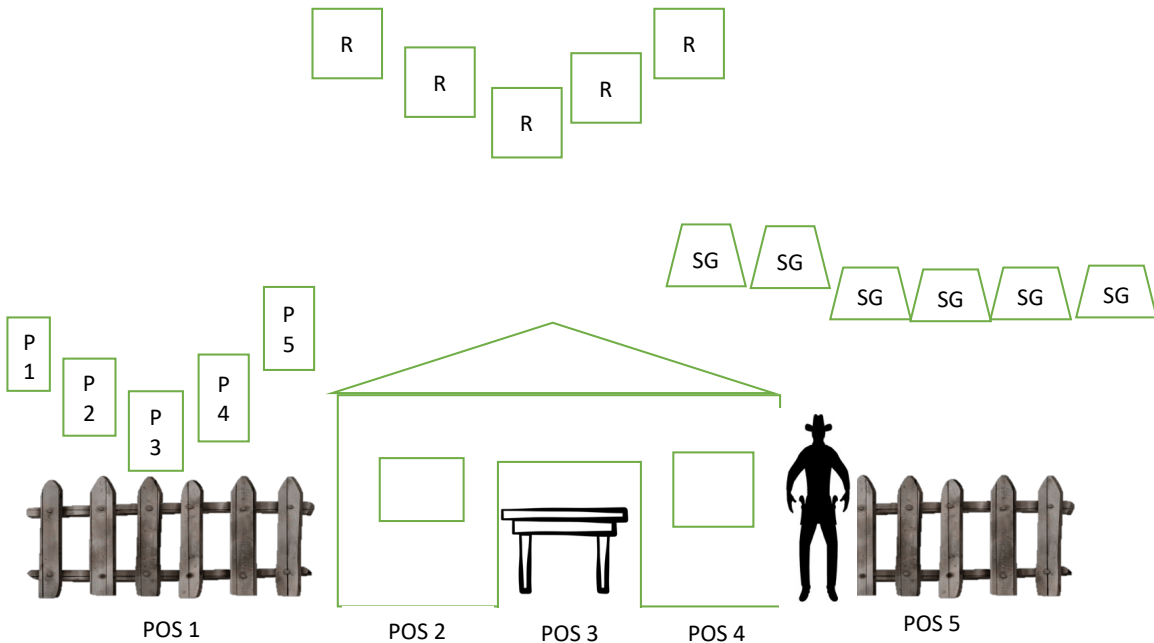
**Staging:** Pistol loaded with 5 rounds each holstered. Rifle loaded with 10 rounds staged on shelf at POS 2, POS 3, or POS4. Shotgun open and empty staged on shelf either at POS 4 or POS 5.

**Start:** At Position of choice at Texas Surrender.

**Line: We need to move!**

**ATB:** From POS 1 engage the pistol targets a Paradise Pass Sweep. With rifle from POS 2, POS 3, or POS 4 engage each rifle targets same instructions as pistols. Make rifle safe and from POS 5 (right side of cowboy) engage the shotgun targets until down.

**Paradise Pass Sweep: 3 shots in the middle, hit OTHER 4 targets, then 3 in the middle.**



**Stage 2 - Land Office**

**Round Count:** 10 Pistol, 10 Rifle, 4+ Shotgun

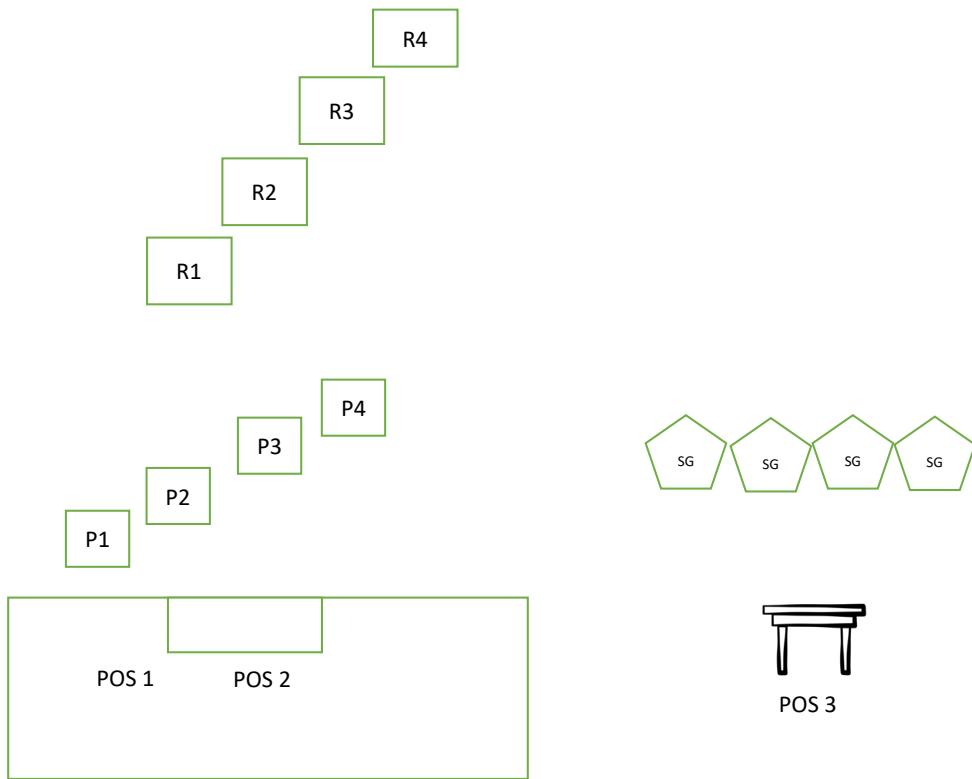
**Order:** Shooters Choice – Rifle must not be last

**Staging:** Pistols holstered with 5 rounds each, rifle loaded with 10 rounds staged on the bar at POS 2, shotgun open and empty staged at POS 2.

**Start:** At POS of choice shooter touching coffee cup.

**ATB:** From POS 1 with pistol(s) engage the pistol targets in a Ray L Gun sweep. Move to POS 2 and engage the rifle targets same instructions as the pistol. Make rifle safe on the bar and from POS 3 engage the shotgun targets until down.

**Ray L Gun Sweep:** 1-1-1-2-3-2-3-4-4-4 or 4-4-4-3-2-3-2-1-1-1



### Stage 3 - Undertaker

**Round Count:** 10 Pistol, 4+ Shotgun

**Order:** Shooter Choice – Rifle may not be last

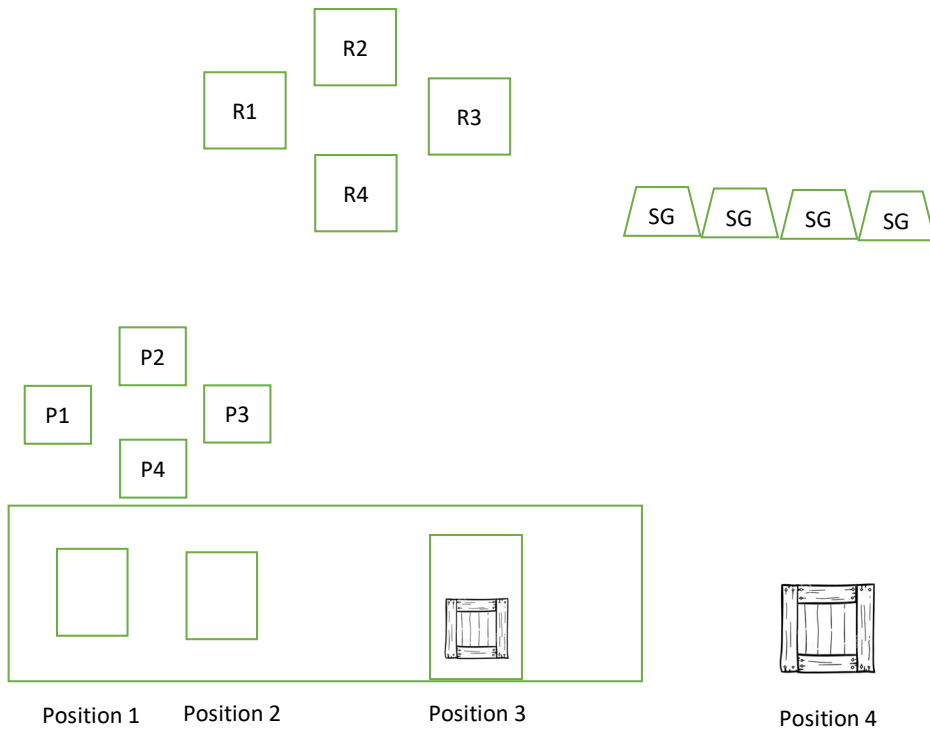
**Staging:** Pistols loaded with 5 rounds each holstered, Rifle staged on shelf at POS 1, POS 2, or POS 3 safely, SG staged on shelf at POS 3 or POS 4 open and empty.

**Start:** At position of choice with arms crossed.

**Line: Which way?**

**ATB:** From POS 1 or POS 2 engage the pistol targets by double tapping one outside target then sweep bottom to top or top to bottom. Repeat instructions starting on the opposite outside target. With rifle repeat the pistol instructions. Make rifle safe. From POS 4 engage the four shotgun targets until down.

**Example: 1-1-2-3-4, 3-3-4-1-2**



### Stage 4 - The Bank

**Round Count:** 10 Pistol, 10 Rifle, 4+ Shotgun

**Order:** Shooters Choice – Rifle may not be last

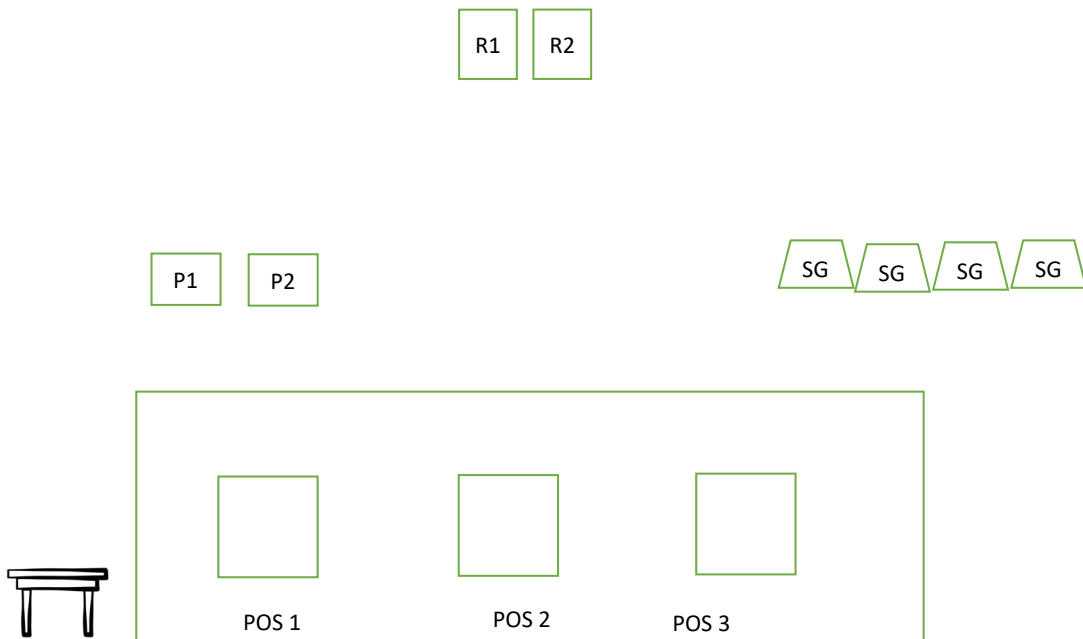
**Staging:** Pistols holstered, Rifle staged safely on shelf at POS 2, Shotgun staged open and empty on shelf at POS 2 or POS 3.

**Start:** At POS of choice with gun of choice in hand.

**Line:** I'll take that money.

**ATB:** From POS 1 engage the pistol targets in a "Sweet Lil" sweep starting on either P1 or P2. Move to POS 2 and with the rifle repeat the pistol instructions on the rifle targets. Make rifle safe. With shotgun from POS 3 engage the 4 shotgun targets until down.

**Sweet Lil Sweep: 1 on 1, 2 on 2, 4 on 1, 2 on 2, 1 on 1**



**Stage 5 - The Jail**

**Round Count:** 10 Pistol, 10 Rifle, 4+ Shotgun

**Order:** Shooters Choice – Rifle not last

**Staging:** Pistols holstered, Rifle loaded with 10 rounds staged at POS 2, Shotgun open and empty staged at POS 2 or POS 3.

**Start:** At POS 2 with hands on hat.

**Line:** Mob is coming!

**ATB:** With rifle engage the rifle targets in a **Hidden Valley Sweep**, make rifle safe. With pistol from POS 2 engage the pistol targets same as the rifle instructions. From POS 3 engage the 4 SG targets until down.

**Hidden Valley Sweep: 2 in the center, inside, inside, 2 in the center, outside, outside, 2 in the center.**

