

STAGE 1 - THE CABIN

Round Count: 10 Pistol, 10 Rifle, 4+ Shotgun

Order: Shooters Choice – Rifle may not be last


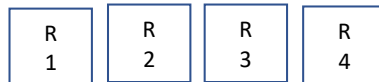
Staging: Pistols loaded with 5 rounds each holstered, rifle loaded with 10 rounds staged at POS 1 or POS 2. Shotgun open and empty staged at POS 2.

Start: Holding pot in both hands.

Line: Time to eat some lead!

ATB: With pistols from POS 1 engage the 4 pistol targets in a “Squirrel Sweep” With rifle from POS 1 or POS 2 engage the rifle targets with the same instructions as the pistol. With shotgun from POS 2 engage the shotgun targets until down.

Squirrel Sweep: 1-2-2-1-3-3-1-4-4-1



Stage 2 - The Mine

Round Count: 10 Pistol, 10 Rifle, 2+ SG

Order: Any order – rifle may not be last

Staging: Pistols holstered loaded with 5 rounds each. Rifle loaded with 10 rounds staged at POS 2. Shotgun open and empty staged at POS 2.

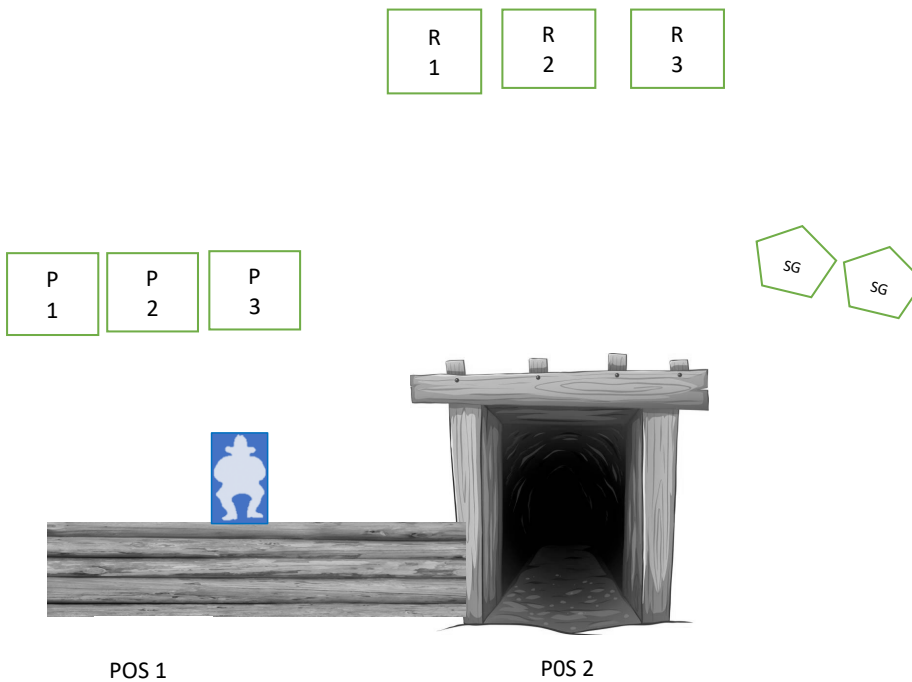
Start: At POS of choice holding the dynamite in both hands.

Line: What am I supposed to do with this dynamite?

ATB: With rifle from POS 2 engage rifle targets in a “What Sweep?”. Make rifle safe. With shotgun from POS 2 engage the two shotgun targets until down. Make shotgun safe. With Pistols from POS 1 engage the pistol targets same as the rifle instructions.

What Sweep: 1-2-3-1-1-2-2-3-3-3

NOTE: POS 1 is from the left of the cowboy to the shelf.



Stage 3 - Fort Belwah

Round Count: 10 Pistol, 10 Rifle, 4+ Shotgun

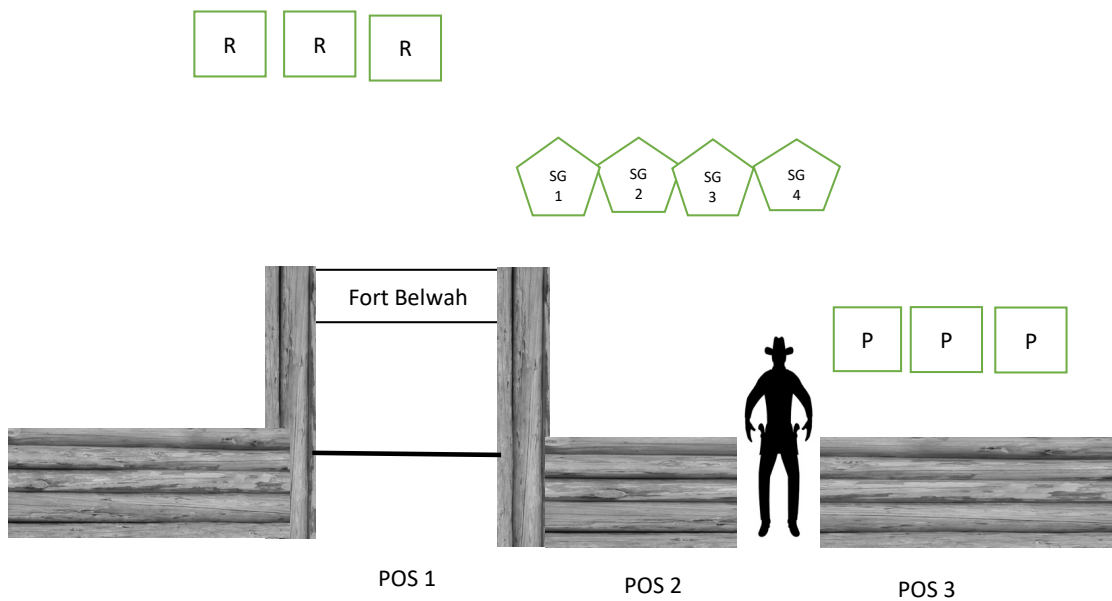
Order: Rifle – SG - Pistol

Staging: Pistols holstered with 5 rounds each, Rifle loaded with 10 rounds staged at POS 1, Shotgun open and empty POS 2.

Start: At rifle with hands on shelf.

Line: Who is that out there?

ATB: From POS 1 with the rifle engage the 3 rifle targets with a 3-3-4 sweep from either end. Make rifle safe. From POS 2 engage the 4 shotgun targets until down, make SG safe. From POS 3 engage the pistol targets same instructions as the rifle.



Stage 4 - The Corral

Round Count: 10 Pistol, 10 Rifle, 4+ Shotgun

Order: Rifle – SG - Pistol

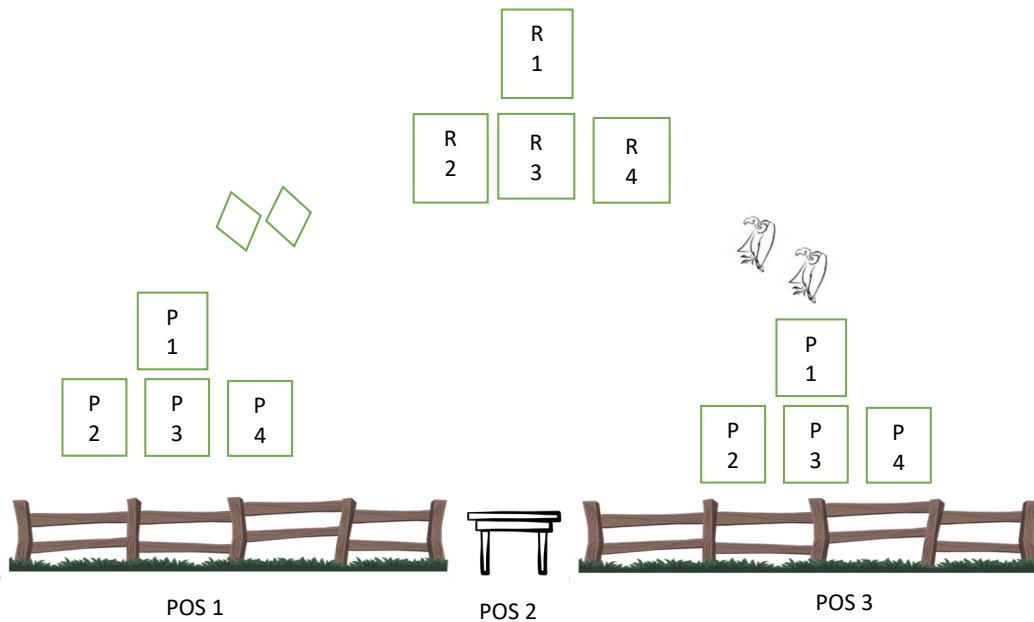
Staging: Pistols holstered with 5 rounds each. Rifle staged at POS 2. Shotgun staged opened and empty at, POS 2.

Start: At POS 2 with hands on hat.

Line: Who Killed Belle?

ATB: From POS 2 engage the rifle targets in a Nevada Sweep starting on either 1 or 4. With shotgun from POS 2 engage the 4 shotgun targets until down. With pistol from POS 1 or POS 3 same instructions as the rifle.

Note: POS 1 is anywhere to the left of the bandana and the shelf. POS 3 is anywhere to the right of the bandana and the shelf.



Open Range

Round Count: 10 Pistols, 10 Rifle, 6+ Shotgun

Order: SG-Rifle-Pistol

Staging: Pistols loaded with 5 rounds each holstered, Rifle loaded with 10 rounds staged safely at POS 3, Shotgun in hands at POS 1.

Start: At POS 1 with shotgun in hands.

Line: Those your cows?

ATB: From POS 1, right side of cactus, with Shotgun in hands shoot at least 2 shotgun targets, move to the left of the cactus and shoot at least 2 shotgun targets for a total of 6 shotgun targets. Make shotgun safe with the barrel of shotgun between the rails. Move to POS 3 and engage the rifle targets in a **double tap Nevada sweep**. Make rifle safe. Move to POS 4 and engage the pistol targets same as the rifle.

NOTE: Pistol targets can be shot anywhere between POS 3 and POS 4 – remember Props are not expendable.

