

The Secret Hideout

Round Count: 10 Pistols, 10 Rifle, 6+ Shotgun

Order: Shooter's choice – Rifle cannot be shot last

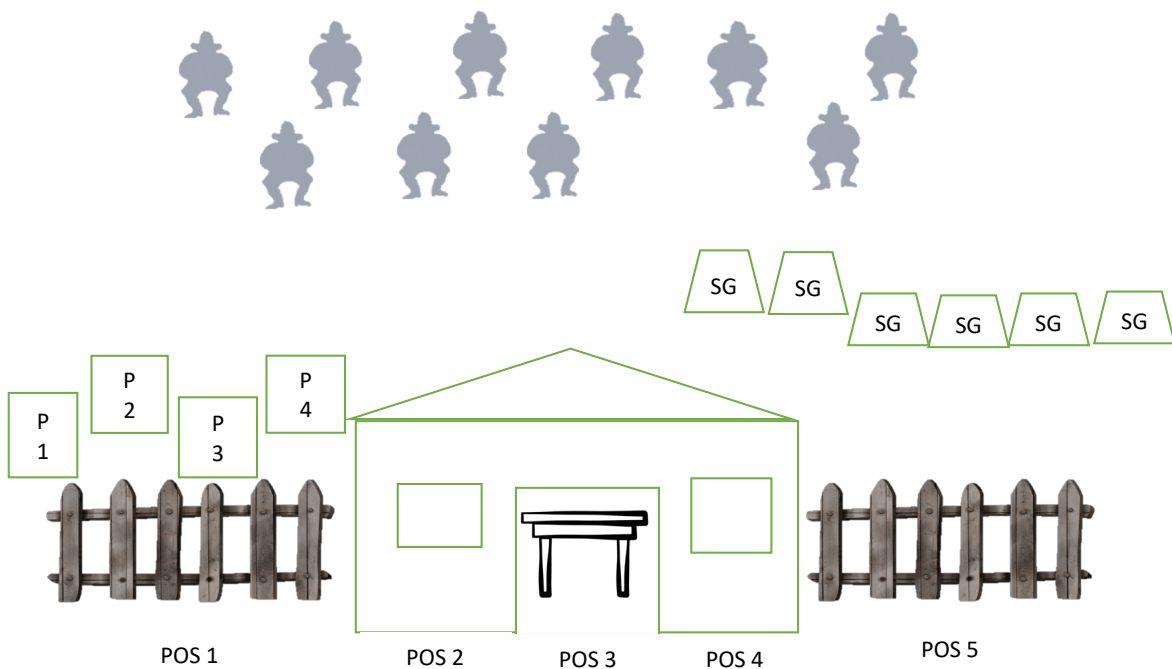
Staging: Pistol loaded with 5 rounds each holstered. Rifle loaded with 10 rounds staged on shelf at POS 2, POS 3, or POS4. Shotgun open and empty staged on shelf either at POS 4 or POS 5.

Start: At Position of choice with hands on hat.

Line: The Ten are back!!

ATB: From POS 1 engage the pistol targets in a Progressive Sweep starting on either end. With rifle from POS 2, POS 3, or POS 4 engage each rifle target with one round each any order. Make rifle safe and from POS 5 (right side of cowboy) engage the shotgun targets until down.

Progressive Sweep: 1-2-2-3-3-3-4-4-4-4



Stage 2 - Land Office

Round Count: 10 Pistols, 10 Rifle, 4+ Shotgun

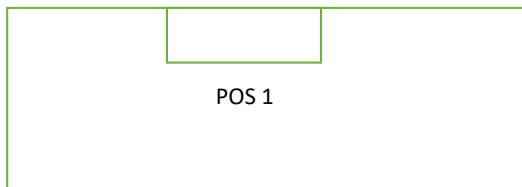
Order: Shooters Choice – Rifle may not be last

Staging: Pistols loaded with 5 rounds each holstered, Rifle loaded with 10 rounds staged safely at POS 1 on the shelf. Shotgun open and empty at POS 2

Start: At gun of choice with hands on Ledger.

Line: Let's check the books.

ATB: From POS 1 with pistols engage pistol targets as follows: Alternate on the two diamonds for 5 rounds, THEN on the two squares for 5 rounds. From POS 1 engage rifle targets same instructions as the pistol. Make rifle safe and with shotgun from POS 2 engage 4 shotgun targets until down.



POS 2

Stage 3 - Belwah Mercantile

Round Count: 10 Pistol, 10 Rifle, 4+ Shotgun

Order: Shooter Choice – Rifle may not be last

Staging: Pistols loaded with 5 rounds each holstered, rifle loaded with 10 rounds staged at POS 2 or 3 safely, SG staged open and empty at POS 3, or 4.

Start: At position of choice holding the bandana. Bandana may be either in hand or staged.

Line: There is only 4 of them.

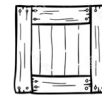
ATB: From POS 1 or POS 2 engage the pistol targets in a continuous Nevada sweep starting on either end. With rifle from either POS 2 or POS 3 engage the rifle targets same instructions as the pistols. Make rifle safe and with shotgun from POS 4 engage the 4 SG targets until down.



POS 1

POS 2

POS 3



POS 4

Stage 4 The Jail

Round Count: 10 Pistol, 10 Rifle, 4+ Shotgun

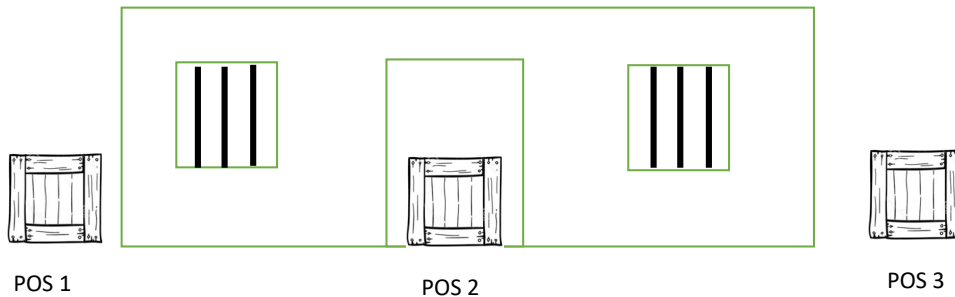

Order: Shooters Choice – Rifle may not be last.

Staging: Pistols loaded with 5 rounds each holstered, Rifle loaded with 10 rounds staged safely at POS 2, Shotgun staged open and empty at POS 3.

Start: At POS of choice with both hands holding the keys. Keys cannot be touching the surface.

Line: Let's Break them out!

ATB: From POS 1 with pistols engage the 3 pistol targets the following sequence: Triple tap the cowboy **THEN** single-tap the squares and repeat. With rifle from POS 2 engage the 3 rifle targets using the same instructions as the pistol. Make rifle safe and from POS 3 engage the 4 shotgun targets until down.



Stage 5 – The Saloon

Round Count: 10 Pistol, 10 Rifle, 6+ Shotgun

Order: Shooters Choice – Rifle may not be last

Staging: Pistols loaded with 5 rounds each holstered, Rifle loaded with 10 rounds in hand at POS 1. Shotgun open and empty staged at POS 2.

Start: With rifle in hand.

ATB: From POS 1 with rifle engage the R/P targets in the following sequence: Triple tap both outside targets – THEN – double tap both inside targets. Move to POS 2 and make rifle safe and with SG engage the two SG targets until down. Move to POS 3 and engage the two SG targets until down. Move to POS 4 and engage the 2 shotgun targets until down. Move to POS 5 and make SG safe and with pistols engage the R/P targets using the same instructions as the rifle.

***Props are not expendable**

