

### Wild Bunch Stage 1 - The Secret Hideout

**Round Count:** 21 Pistol, **7 Rifle**, 6 Shotgun

**Order:** Pistol – Rifle – Shotgun

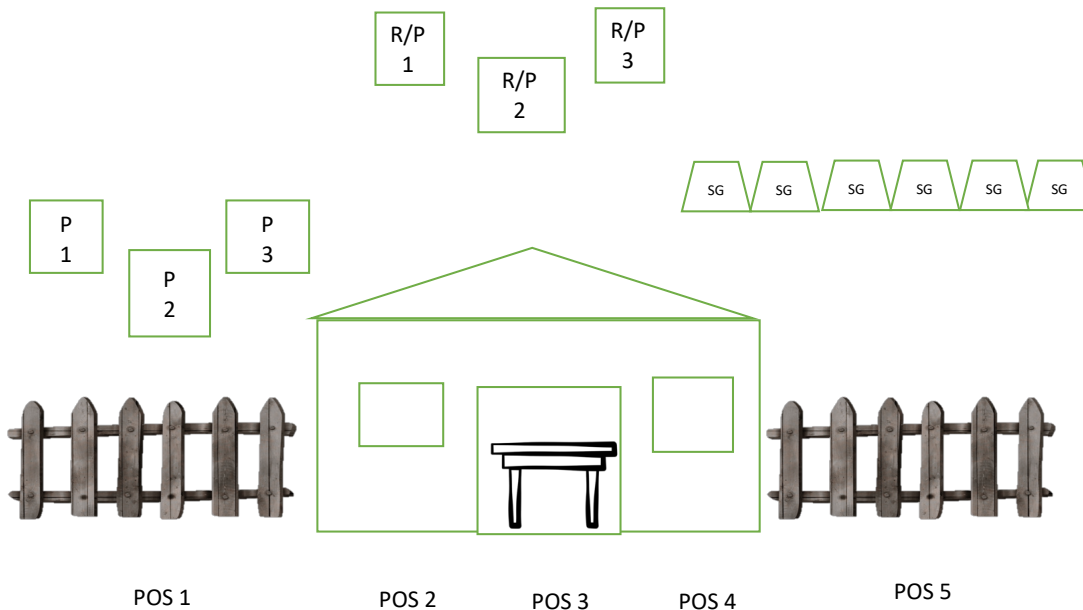
**Staging:** Pistol loaded with 7 rounds holstered EC. Rifle loaded with 7 rounds staged on shelf at POS 3. Shotgun loaded with six rounds staged on shelf at POS 5.

**Start:** At Position POS 1 with hands on shelf.

**ATB:** With pistols from POS 1, starting on either end, engage pistol targets as follows: P1 twice, P2 three times and P3 twice. Repeat the instructions for another 7 rounds. From POS 3 with pistol repeat the pistol instruction on the R/P targets. With the rifle, from POS 3, repeat the pistol instructions on the R/P targets for **7 rounds**. With shotgun from POS 5 engage the six shotgun targets.

**Example:** 1-1-2-2-2-3-3 or 3-3-2-2-2-1-1

**Stage taken from Wild Bunch Match - EOT 2023**



**Wild Bunch Stage 2 - Land Office**

**Round Count:** 28 Pistol, **5 Rifle**, 6 Shotgun


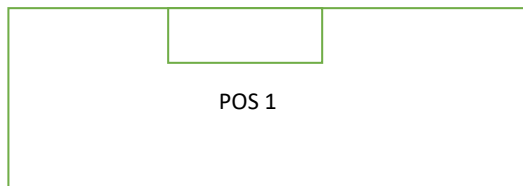
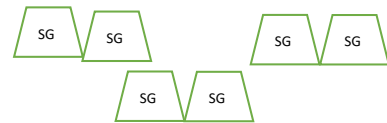
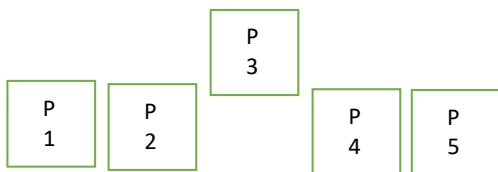
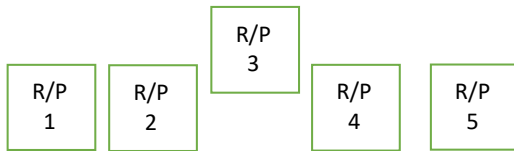
**Order:** Shooters Choice – Rifle must not be last

**Staging:** Pistol loaded with 7 rounds holstered EC. Rifle loaded with 5 rounds staged EC at POS 1. Shotgun loaded with 6 rounds EC staged at POS 2.

**Start:** At POS of choice facing completely up range, thumbs in gun belt.

**ATB:** At POS 1 with pistol engage P1, P2 and P3 in a Nevada Sweep for 7 rounds and P3, P4, and P5 in a Nevada Sweep for 7 rounds starting on either end of each group of targets. With pistol repeat the instructions on the R/P targets. Make pistol safe. With rifle engage R/P targets once each – make rifle safe. With shotgun engage the 6 shotgun targets.

**Stage taken from Wild Bunch - EOT 2023**



POS 2

**Stage 3 - Belwah Mercantile**

**Round Count:** 21 Pistol, **7 Rifle**, 6 Shotgun

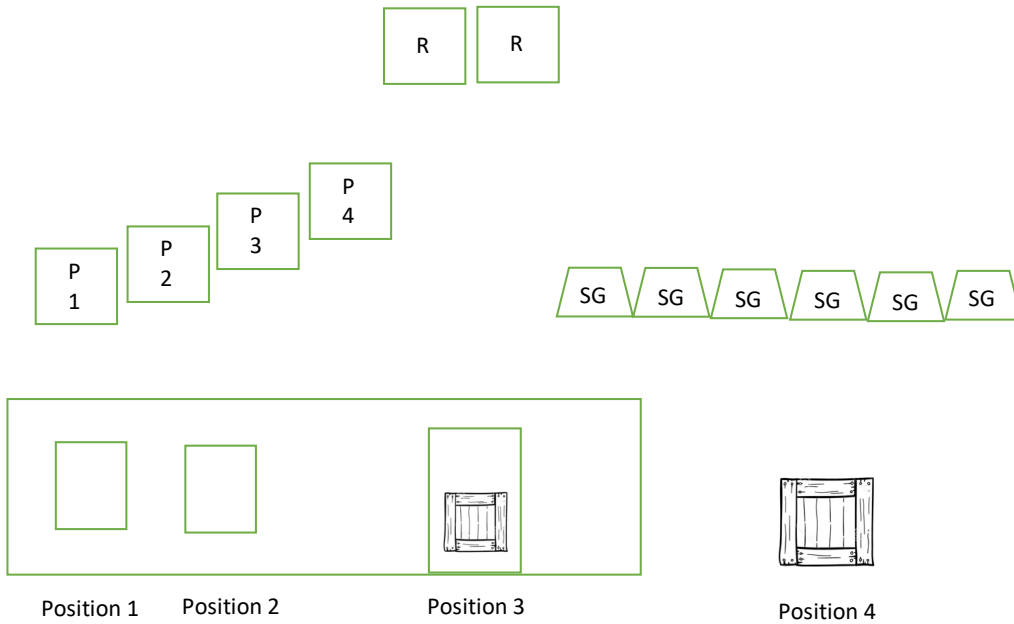
**Order:** Shooter Choice – Rifle may not be last

**Staging:** Pistols loaded with 7 rounds holstered EC, Rifle staged on shelf at POS 3 safely, Shotgun loaded with 6 rounds EC staged on shelf at POS 4.

**Start:** At position of choice with hands flat on shelf/table.

**ATB:** From POS 1 or POS 2 with pistol engage pistol targets in a 3-7-7-4 sweep starting on either end. From POS 3 with rifle engage rifle targets 3-4 sweep from either end. With shotgun, from POS 4 engage the 6 shotgun targets.

**Stage from Wild Bunch - EOT 2023**



### Stage 4 - The Bank

**Round Count:** 14 Pistol, 7 Rifle, 6 Shotgun

**Order:** Shooters Choice – Rifle may not be last

**Staging:** Pistol loaded with 7 rounds holstered EC. Rifle loaded with 10 rounds EC staged safely on shelf at POS 2, Shotgun loaded with 6 round EC staged at POS 3.

**Start:** At POS of choice holding the bank bag.

**ATB:** Release the bank bag. From POS 1 engage the pistol targets as follows: 1-1-2-3-4-5-1, move to POS 2 and engage the R/P targets with pistol same as the pistol targets. With rifle repeat the pistol instructions on the R/P targets. Make rifle safe. With the shotgun from POS 3 engage the 6 shotgun targets.

**Stage taken from Wild Bunch - EOT 2023**

