

## The Secret Hideout

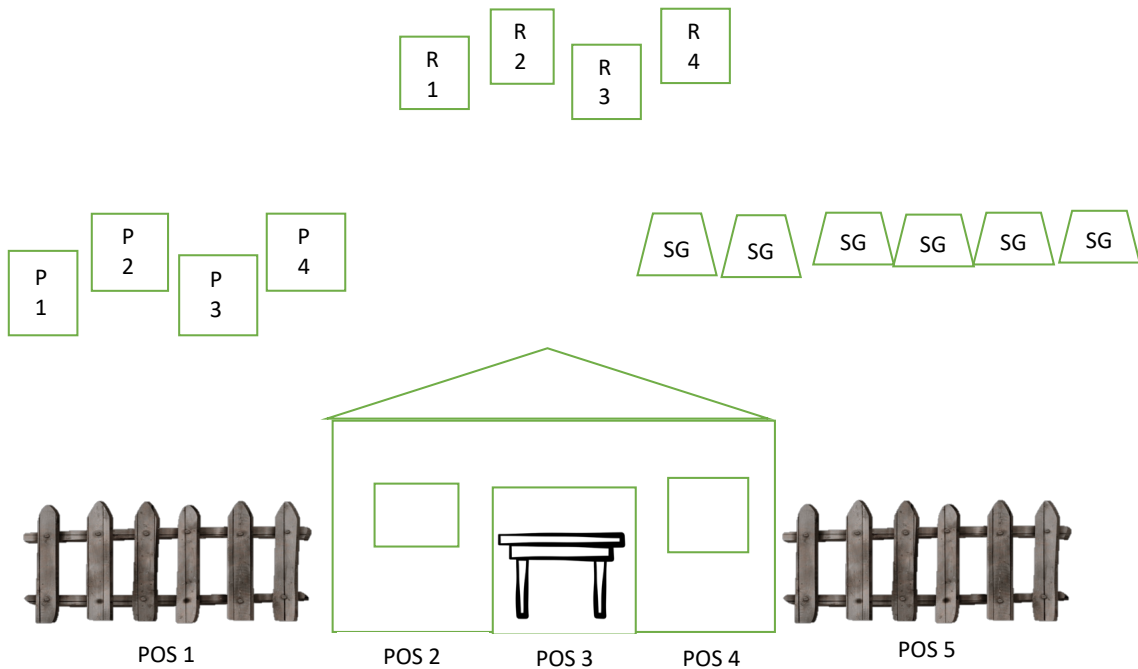
**Round Count:** 10 Pistols, 10 Rifle, 6+ Shotgun

**Order:** Shooter's choice – Rifle cannot be shot last

**Staging:** Pistol loaded with 5 rounds each holstered. Rifle loaded with 10 rounds staged on shelf at POS 2, POS 3, or POS4. Shotgun open and empty staged on shelf either at POS 4 or POS 5.

**Start:** At Position of choice with hands at low surrender.

**ATB:** From POS 1 engage the pistol targets in the following sequence: 1,1,1,2,3,4,4,3,2. From POS 2, POS 3, or POS 4, engage rifle targets same instructions as the pistol. From POS 5 engage the six shotgun targets until down.



**Land Office**

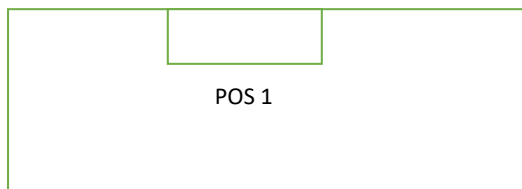
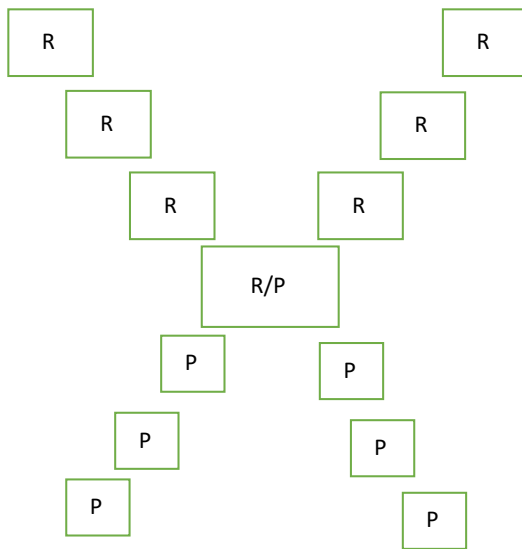
**Round Count:** 10 Pistol, 10 Rifle, 4+ Shotgun

**Order:** Shooters Choice – Rifle must not be last

**Staging:** Pistols holstered with 5 rounds each, rifle loaded with 10 rounds staged on the bar at POS 1, shotgun open and empty staged at POS 2.

**Start:** At POS of choice shooter touching staged ledger.

**ATB:** From POS 1 with pistols engage the pistol targets with at least one round on each pistol target (includes the P/R target). With rifle from POS 1 engage the rifle targets with at least one round each on each rifle target (includes the P/R target). Make rifle safe and from POS 2 engage the shotgun targets until down.



POS 2

**Belwah Mercantile**

**Round Count:** 10 Pistol, 10 Rifle, 4+ Shotgun

**Order:** Shooter Choice – Rifle may not be last

**Staging:** Pistols loaded with 5 rounds each holstered, rifle loaded with 10 rounds staged at POS 2 or 3 safely, SG staged open and empty at POS 3, or 4.

**Start:** At position of choice with the bandana held in hand. Bandana may be either in hand or staged.

**ATB:** From POS 1 or POS 2 engage the pistol targets in the following sequence: 2,2,2,3,3,3,4,4,1,1. With rifle from either POS 2 or POS 3 engage the rifle targets same instructions as the pistols. Make rifle safe and with shotgun from POS 4 engage the 4 SG targets until down.

**NOTE:** You can run the sequence in any direction as long as you put three shots on 2 and 3 **BEFORE** you put two shots on 1 and 4.



POS 1

POS 2

POS 3

POS 4

## The Bank

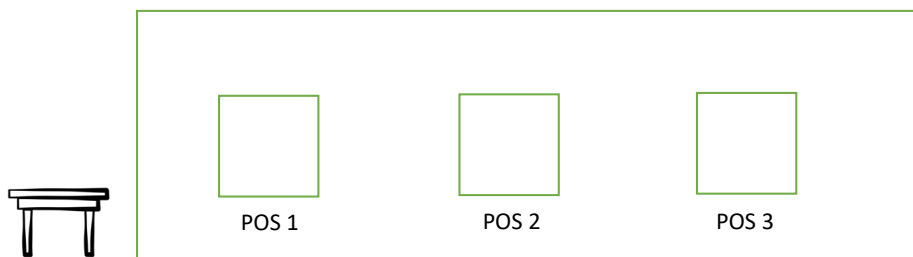
**Round Count:** 10 Pistol, 10 Rifle, 4+ Shotgun

**Order:** Shooters Choice – Rifle may not be last

**Staging:** Pistols holstered with 5 rounds each, Rifle loaded with 10 rounds staged safely at POS 2, shotgun open and empty staged at POS 3.

**Start:** At POS of choice with bag of money in hand.

**ATB:** From POS 1 with pistols engage the pistol targets in two sweeps starting on either end. YES YOU CAN. With rifle from POS 2 engage rifle targets same instructions as the pistol. Make rifle safe and with shotgun from POS 3 engage the shotgun targets until down.



### The Jail

**Round Count:** 10 Pistol, 10 Rifle, 4+ Shotgun

**Order:** Shooters Choice – Rifle may not be last.

**Staging:** Pistols loaded with 5 rounds each holstered, Rifle loaded with 10 rounds staged safely at POS 2, Shotgun staged open and empty at POS 3.

**Start:** At POS of choice with both hands holding the keys.

**ATB:** From POS 1 with pistols engage the 3 pistol targets in a Speed Stevens Sweep. With rifle from POS 2 engage the 3 rifle targets using the same instructions as the pistol. Make rifle safe and from POS 3 engage the 4 shotgun targets until down.

**SPEED STEVENS SWEEP:** Sweep the targets twice from the same direction **THEN** place four rounds on the middle target.

