

Stage 1 - Mercantile

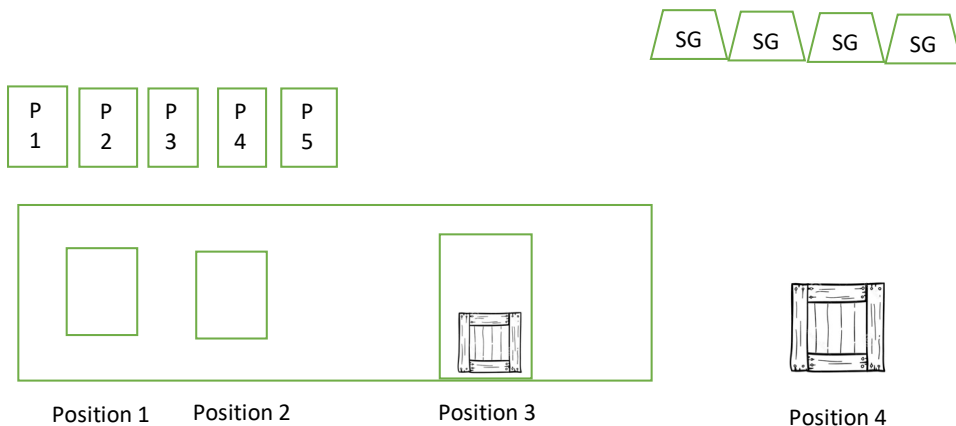
Round Count: 10 Pistol, 10 Rifle, 4+ Shotgun

Order: Shooter Choice – Rifle may not be last

Staging: Pistols loaded with 5 rounds each holstered, Rifle staged at Position 1, 2 or 3 safely, SG staged at Position 3, or 4.

Start: At position of choice with gun of choice in hand/hands.

ATB: With first pistol from POS 1 engage 3 pistol targets as follows: 1-2-3-3-3. Move to POS 2 and with second pistol engage targets as follows: 5-4-3-3-3. With rifle from either POS 2, or 3 engage the targets as follows: 1-2-3-3-3-5-4-3-3-3. Make rifle safe. With shotgun from POS 4 engage the 4 SG targets until down.



Stage 2 - The Bank

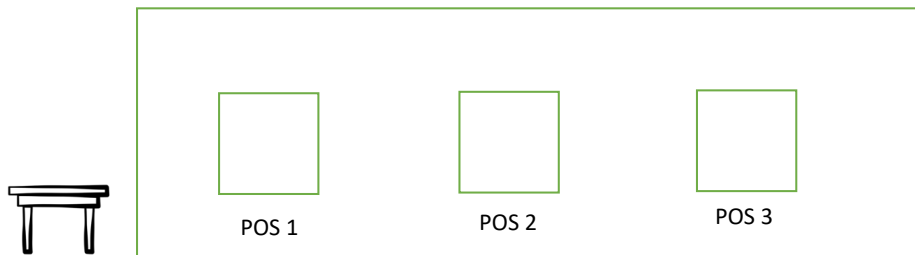
Round Count: 10 Pistol, 10 Rifle, 4+ Shotgun

Order: R-P-SG

Staging: Pistols loaded with 5 rounds each holstered, Rifle staged at POS 1 safely, SG staged at POS 3 safely.

Start: With back against post of choice.

ATB: With rifle from POS 1 engage the rifle targets as follows: targets 1 and 3 with 3 rounds each **THEN** targets 2 and 4 with 2 rounds each. Make rifle safe. With Pistols from POS 2 engage the pistol targets same instructions as the rifle. With shotgun from POS 3 engage the 4 SG targets until down.



Stage 3 - The Jail

Round Count: 10 Pistol, 10 Rifle, 4+ Shotgun

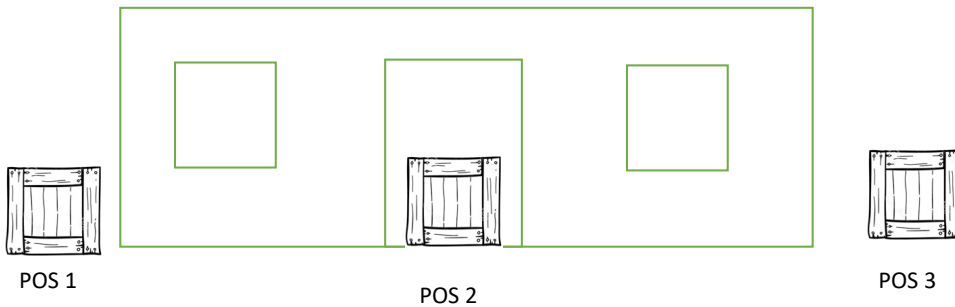
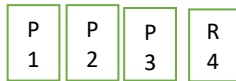
Order: Shooter Choice – Rifle may not be last

Staging: Pistols loaded with 5 rounds each holstered, Rifle staged at Position 2 safely, SG staged at Position 3.

Start: At position of choice with hands touching or holding the star.

ATB: With Pistols from Position 2 engage targets in a Bad Jack Sweep. With rifle from Position 2, engage the three rifle targets same instructions as the pistol. Make rifle safe. With shotgun from Position 3 engage the 4 SG targets until down.

Bad Jack Sweep: 1-1-4-2-2-4-3-3-4-4



Stage 4 – The Saloon

Round Count: 10 Pistol, 10 Rifle, 6+ Shotgun

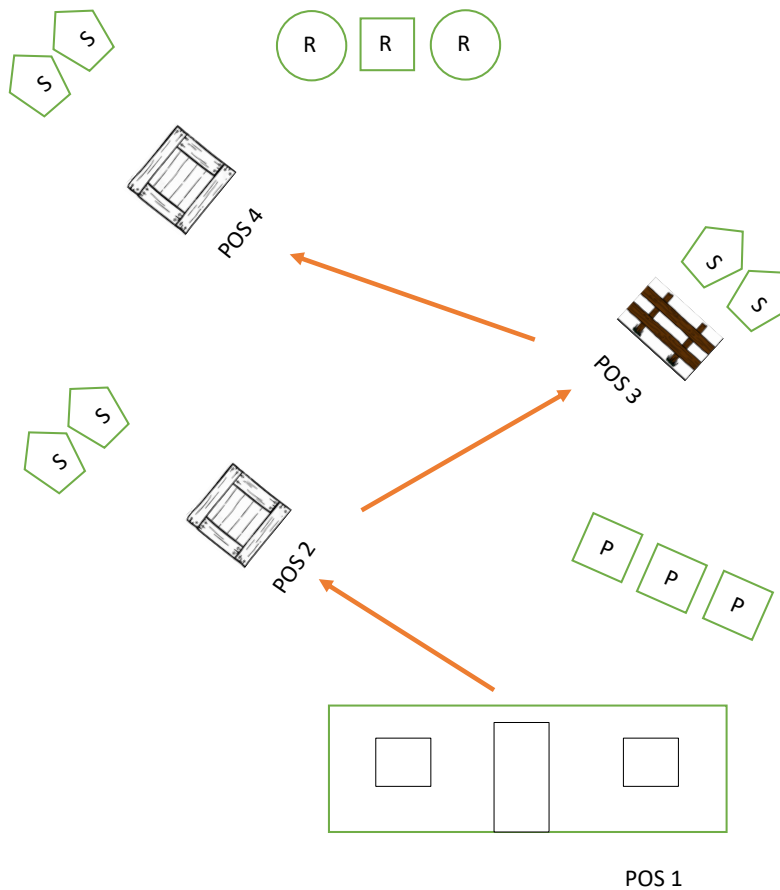
Order: Pistol, Rifle, Shotgun

Staging: Rifle and shotgun staged at Position 2. Pistols holstered.

Start: At POS 1 with hands on shelf.

ATB: With pistols from POS 1 engage pistols in a 2-1-2 sweep starting on either end (Yes you can). Move to POS 2 and with rifle engage the 3 rifle targets using same instructions as the pistol. Make rifle safe with barrel between the blocks and pointed into the berm. With SG from POS 2 engage the 2 SG targets until down. Move to the fence at POS 3 and engage the 2 SG targets until down. Move to the box at POS 4 and engage the 2 SG targets until down.

When shooting shotgun from POS 3 and POS 4 the barrel of the shotgun must be over the prop.



The Depot

Round Count: 10 Pistol, 10 Rifle, 4+ Shotgun

Order: Shooters Choice – Rifle may not be last

Staging: Pistols loaded with 5 rounds each holstered, Rifle staged anywhere to the right of the cowboy on shelf. Shotgun open and empty staged at POS 3 to the right of the cowboy.

Start: With gun of choice in hands.

ATB: From POS 2 with pistols engage pistol targets in two separate Nevada sweeps starting on middle target. With rifle from POS 3 engage rifle targets same instructions as the pistol. With shotgun from POS 3 engage the 4 shotgun targets until down.

