

The Secret Hideout

Wild Bunch Stage 1

Round Count: 21 Pistol, 10 Rifle, 6 Shotgun.


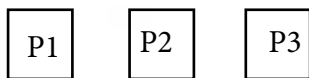
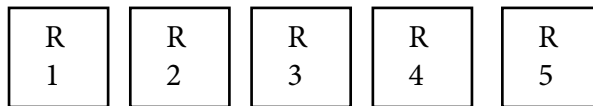
Order: Shooter's choice – Rifle may not be last.

Staging: Pistol loaded with 7 rounds; empty chamber holstered. Rifle loaded with 10 rounds staged on shelf at POS 2, POS 3, or POS4. Shotgun loaded with 6 rds, empty chamber staged on shelf either at POS 4 or POS 5.

Start: At Position of choice with hands on fence.

ATB: From POS 1 engage the pistol targets in a 1-2-3-4-5 sweep & repeat 3 times, make pistol safe. With rifle from POS 2, POS 3, or POS 4 engage the rifle targets in 2 sweeps in the same direction. Make rifle safe and from POS 5 knock down the 6 shotgun targets.

Show pistol clear.



Land Office

Wild Bunch Stage 2

Round Count: 14 Pistol, 10 Rifle, 6 Shotgun.

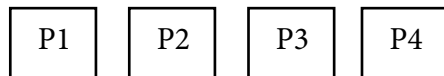
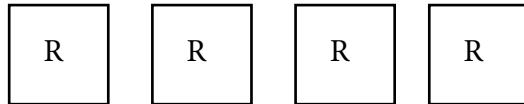
Order: Shooters Choice – Rifle may not be last

Staging: Pistol loaded with 7 rounds; empty chamber holstered, rifle loaded with 7 rounds staged on the counter at POS 1, shotgun loaded with 6 rds empty chamber, staged at POS 2.

Start: SASS default

ATB: From POS 1 with pistol engage the pistol targets in the following sequence:1-22-333-4444-1-2-3-4
Make pistol safe. With rifle from POS 1 engage the rifle targets in a progressive sweep 1-22-333-4444.
Make rifle safe and from POS 2 knock down the 6 shotgun targets.

Show pistol clear.



Undertaker

Wild Bunch Stage 3

Round Count: 14 Pistol, 7 Rifle, 5 Shotgun


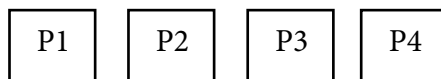
Order: Shooter Choice – Rifle may not be last

Staging: Pistol loaded with 7 rounds; empty chamber holstered, rifle loaded with 7 rounds staged at POS 3 safely, SG staged, loaded 5 rds, empty chamber at POS 3, or 4.

Start: Hands on hat.

ATB: From POS 1 or POS 2 engage the pistol targets in two 7 rd Nevada sweeps. With rifle from POS 3 engage the rifle targets in a 7 rd Nevada sweep. Make rifle safe and with shotgun from POS 4 engage the 5 SG targets until down.

Show Pistol Clear



The Bank

Wild Bunch Stage 4

Round Count: 21 Pistol, 8 Rifle, 4 Shotgun



Order: Shooter Choice – Rifle may not be last

Staging: Pistol loaded with 7 rounds; empty chamber holstered, rifle loaded with 8 rounds staged at POS 2 safely, SG staged, loaded 4 rds, empty chamber at POS 3.

Start: Thumbs hooked on gun belt.

ATB: From POS 1 engage the pistol targets in a progressive sweep 1-22-111-2222-11111-222222. With rifle from POS 2 double tap the rifle targets in a 8 rd Nevada sweep. Make rifle safe and with shotgun from POS 4 knock down the 4 SG targets.

Show Pistol Clear



The Jail

Wild Bunch Stage 5

Round Count: 28 Pistol, 10 Rifle, 4 Shotgun

Order: Shooters Choice – Rifle may not be last.

Staging: Pistols loaded with 7 rounds holstered, Rifle loaded with 10 rounds staged safely at POS 1. Shotgun staged open and empty at POS 2.

Start: Gun in hand.

ATB: From POS 1 with pistol engage the pistol targets in the following sequence, 11-2-3-4-55 then repeat same on rifle targets then pistol targets again and then finish on rifle targets. Make pistol safe. From POS 1, with rifle, engage rifle targets 11-2-3-4-55. Make rifle safe and from POS 2 knock down the 4 shotgun targets.

Show Pistol Clear

