

# The Secret Hideout

## Stage 1

Round Count: 10 Pistol, 10 Rifle, 6 Shotgun.

Order: Shooter's choice – Rifle may not be last.


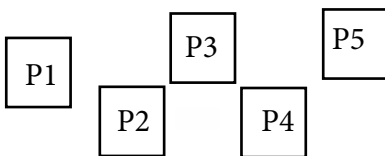
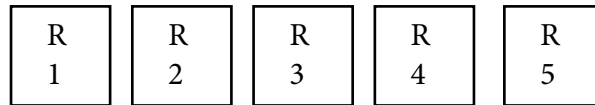
Staging: Pistol loaded with 10 rounds holstered. Rifle loaded with 10 rounds staged on shelf at POS 2, POS 3, or POS 4. Shotgun staged at POS 3 or POS 4.

Start: At Position of choice with hands on shelf.

ATB: From POS 1 engage the pistol targets in a Texas Twofer Sweep. With rifle from POS 2, POS 3, or POS 4 engage rifle targets same as the pistols. With SG from POS 5 engage the six shotgun targets until down.

**Texas Twofer Sweep: Nevada Sweep the middle 3 targets (2-3-4-3-2). Then single tap sweep all five targets (1-2-3-4-5)**

*Stage taken from Illinois State 2024*



# Land Office

## Stage 2

**Round Count:** 10Pistol, 10 Rifle, 4 Shotgun.

**Order:** Shooters Choice – Rifle may not be last

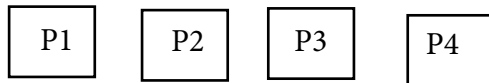
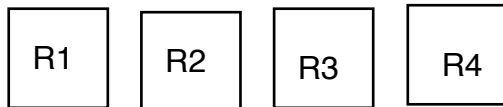
**Staging:** Pistol loaded with 10 rounds holstered; rifle loaded with 10 rounds staged on the counter at POS 1, shotgun staged at POS 2.

**Start:** At POS of choice with gun(s) of choice in hand(s).

**ATB:** From POS 1 engage pistol targets in Louisiana Gator Sweep. With rifle from POS 1 engage rifle same instructions as the pistol. From POS 2 engage the SG targets until down.

**Louisiana Gator Sweep:** Single tap sweep the four targets THEN double tap #3, #2, #1.

Example: 1-2-3-4-3-3-2-2-1-1



# Undertaker

## Stage 3

Round Count: 10 Pistol, 10 Rifle, 4 Shotgun


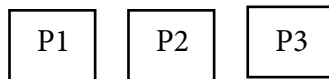
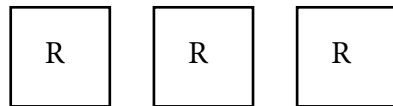
Order: Shooter Choice – Rifle may not be last

Staging: Pistol loaded with 10 rounds holstered. Rifle loaded with 10 rounds staged at POS 3 safely, SG stage at POS 3, or POS 4.

Start: Hands on hat.

ATB: From POS 1 or POS 2 engage the pistol targets in a Kansas Two-Step. With rifle from POS 3 engage the rifle targets same instructions as the pistols. Make rifle safe and with shotgun from POS 4 engage the 4 SG targets until down.

**Kansas Two-Step:** Double tap sweep the targets from either end - THEN - put 4 shots in the middle.



# The Bank

## Stage 4

Round Count: 10 Pistol, 10 Rifle, 4 Shotgun


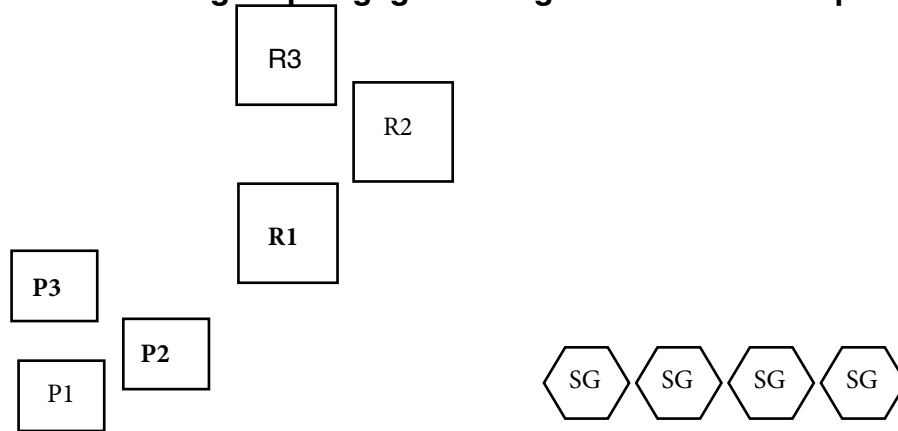
Order: Shooter Choice – Rifle may not be last

Staging: Pistol loaded with 10 rounds holstered. Rifle loaded with 10 rounds staged at POS 2 safely, SG staged POS 3.

Start: Thumbs hooked on gun belt.

ATB: From POS 1 engage the pistol targets in a Lassiter sweep. From POS 2 engage rifle same instructions as the pistol. From POS 3 engage the 4 SG targets until down.

**Lassiter Sweep: From bottom target up engage the targets in a 1-3-6 sweep**



# The Jail

## Stage 5

Round Count: 10 Pistol, 10 Rifle, 4 Shotgun

Order: Shooters Choice – Rifle may not be last.

Staging: Pistols loaded with 10 rounds holstered, Rifle loaded with 10 rounds staged safely at POS 1. Shotgun staged open and empty at POS 2.

Start: Gun in hand.

ATB: From POS 1 with pistol engage the pistol targets in a Palindrome Sweep starting on either end. With rifle from POS 1 engage the rifle targets same as the pistol. From POS 2 engage the 4 shotgun targets until down.

**Palindrome Sweep: 1-3-2-3-1 Example: 1-2-2-2-3-3-4-4-4-5**

