

**Undertaker
Stage 1**

Pistols: 10 staged on shelf at left window.

Rifle: 10 Staged on shelf in right window.

Shotgun: 4+ Staged on shelf at doorway or on right table.

Order: Shooters Choice – RMNBL

Start: At opening of choice with hands on hips.

Line: Today we pray.

ATB: With pistols, left window, engage the pistol targets in the following sequence: Single tap each inside target – THEN – triple tap an outside target – THEN – single tap each inside target – THEN – triple tap the other outside target. With rifle from the right window engage the rifle targets same as the pistol instructions. Make rifle safe. With shotgun from right of the façade engage the shotgun targets until down.

Example: 2-3-4-4-4-3-2-1-1-1



The Bank Stage 2

Pistols: 10 Holstered

Rifle: 10 Staged on shelf at either the left or center window

Shotgun: 4+ Staged on shelf at right window


Order: Shooters Choice - RMNBL

Start: With hands on window frame.

Line: Here is my deposit!

ATB: With rifle from either the left or center shelf, engage the rifle targets in a Delta Glen Sweep. Make rifle safe. With pistols from either the left or center shelf, engage the pistol targets same instructions as the rifle. Move to right shelf and engage the four shotgun targets until down.

Note: Delta Glen Sweep: 1-2-2-3-2-2-1-2-2-3 or 3-2-2-1-2-2-3-2-2-1



Stage 3 - The Jail

Pistol: 10 Holstered

Rifle: 10 Staged on box in doorway.

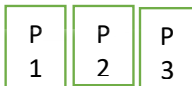
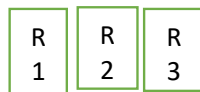
Shotgun: 4+ Staged in doorway or on table to the right of the Jail

Order: Shooters Choice – RMNBL

Start: At position of choice with gun of choice in hands.

Line: Well, Well, Well funny seeing you here!

ATB: With pistols engage the pistol targets in a 2-1-2 sweep starting on either end (yes you can). With rifle engage the rifle targets with the same instructions as the pistols. Make rifle safe. With SG from right of the facade engage the 4 SG targets until down.



The Saloon

Stage 4

Pistols: 10, Holstered

Rifle: 10, Staged at left window

Shotgun: 6+ staged on left side of barkeep

Order: Rifle-Pistol-Shotgun or Pistol-Rifle-Shotgun

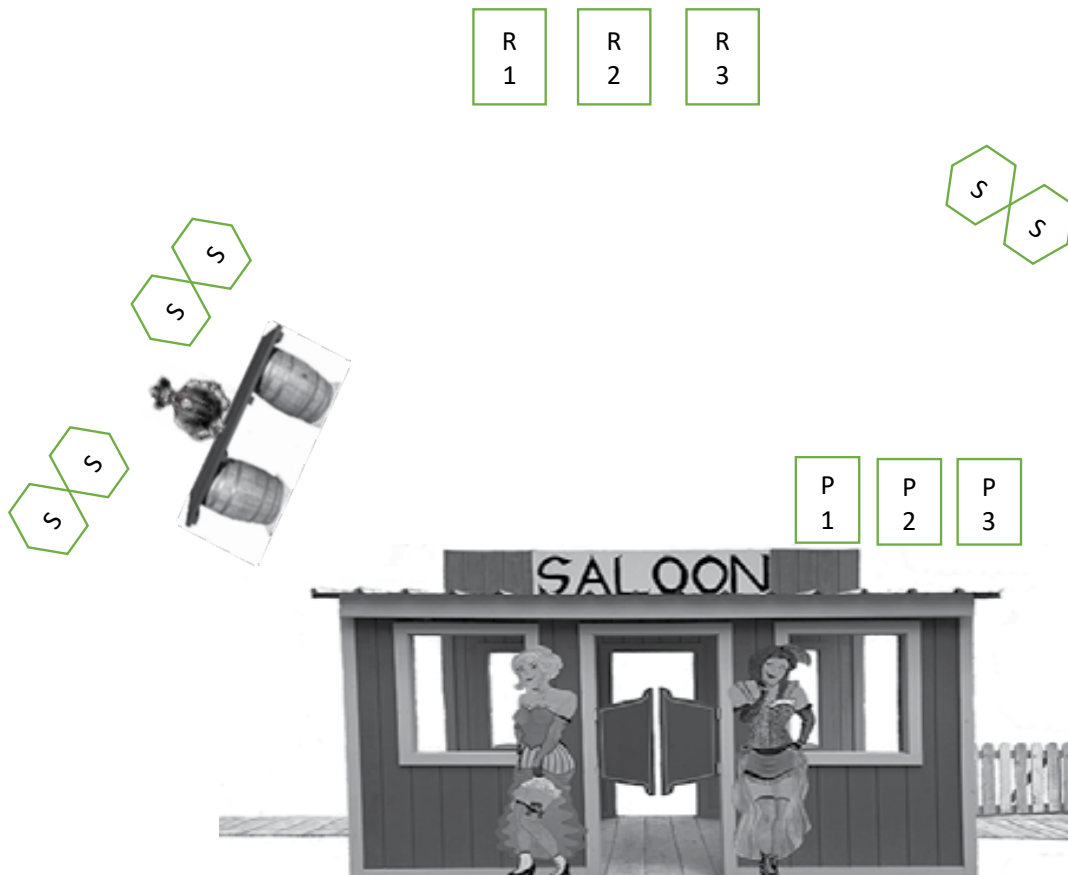
Start: With arms crossed.

Line: Bring me a Whiskey!

ATB: With rifle engage the rifle targets in two five round Nevada Sweeps starting on the middle target. Make rifle safe between the boards barrel of rifle pointing into the berm. From right window with pistols engage the pistol targets using the same instructions as the rifle. Move to the shotgun and shoot two shotgun targets from the left of the barkeep until down, move to the right of the barkeep and shoot two shotgun targets until down. Move as necessary to shoot the remaining two shotgun targets until down.

Example: 2-1-2-3-2-2-1-2-3-2 or 2-3-2-1-2-2-3-2-1-2

****Props are not expendable****



The Depot

Stage 5

Pistols: 10, Holstered

Rifle: 10, Staged on counter – left side of the conductor

Shotgun: 4+, Staged on counter right side of the conductor

Order: Any order – rifle not last

Start: With hands on hat.

Line: Well, Conductor Bill where are we going today?

ATB: With pistols engage the pistol targets in a progressive sweep starting on either target. With rifle engage the rifle targets same instructions as the pistol. With the shotgun from the right side of the conductor engage the shotgun targets until down.

Example: 1-2-2-1-1-1-2-2-2-2

