

**Stage 1 - Undertaker**

**Round Count:** 10 Pistol, 10 Rifle, 4+ Shotgun

**Order:** Shooter Choice – Rifle may not be last

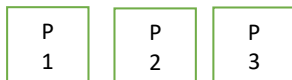

**Staging:** Pistols loaded with 5 rounds each holstered, Rifle staged on shelf at POS 2 or POS 3 safely, SG staged on shelf at POS 4 open and empty.

**Start:** At position of choice with gun of choice in hand.

**Line:** "The robber is a girl"

**ATB:** From POS 1 or POS 2, engage the pistol targets by double tapping the center target – THEN – sweep the targets from either end, THEN repeat the instructions. From POS 2 or POS 3 with rifle repeat the pistol instructions. Make rifle safe. From POS 4 engage the four shotgun targets until down.

**Stage from EOT 2018**



Position 1

Position 2

Position 3



Position 4

## Stage 2 - The Bank

**Round Count:** 10 Pistol, 10 Rifle, 4+ Shotgun

**Order:** Shooters Choice – Rifle may not be last

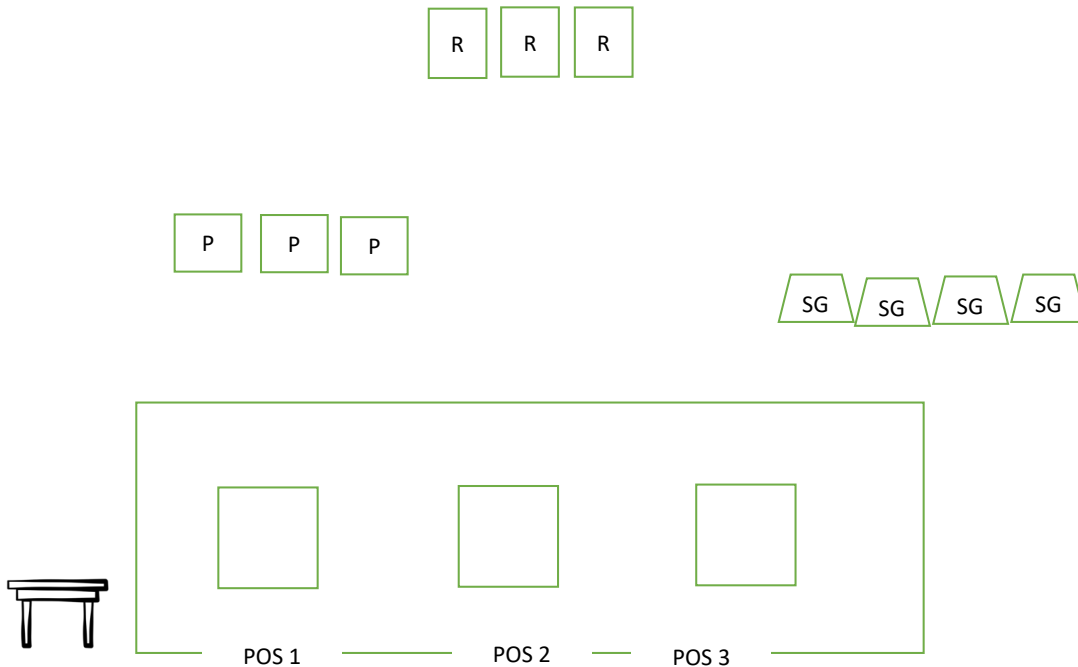
**Staging:** Pistols holstered, Rifle staged safely on shelf at POS 2, Shotgun staged open and empty on shelf at POS 2 or POS 3.

**Start:** At POS of choice with arms crossed.

**Line:** "Where is my money!"

**ATB:** From POS 1 engage the pistol targets with a 1-2, 1-2-3 sweep starting on either end, then **repeat in the same direction**. Move to POS 2 and with the rifle repeat the pistol instructions. With shotgun from POS 3 engage the 4 shotgun targets until down.

**Stage taken from EOT 2018**



**Stage 3- The Jail**

**Round Count:** 10 Pistol, 10 Rifle, 4+ Shotgun

**Order:** Shooters Choice – Rifle may not be last.

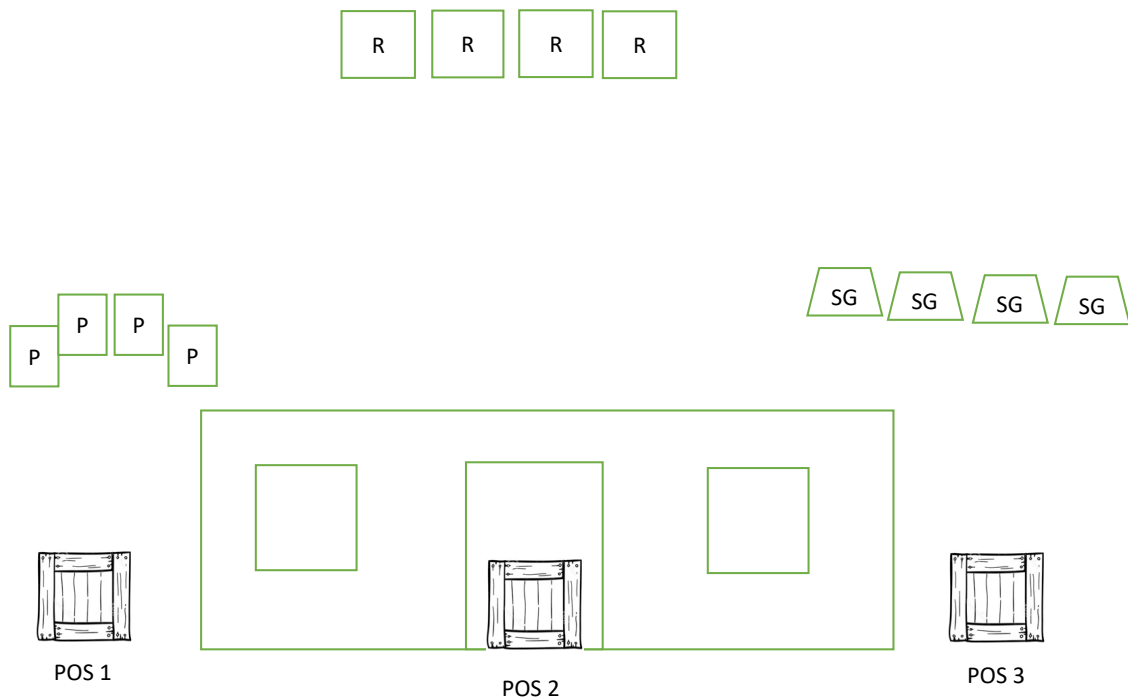
**Staging:** Pistols holstered, Rifle loaded with 10 rounds staged safely at POS 2, Shotgun staged open and empty at POS 3.

**Start:** At POS of choice with hands holding shackles.

**Line:** "Amigos!"

**ATB:** From POS 1 with pistols triple tap either center target – THEN – sweep from either end, THEN triple tap other center target. From POS 2 engage the rifle targets same instructions as the pistols. Make rifle safe. From POS 3 engage the 4 shotgun targets until down.

**Stage taken from EOT 2018**



**Stage 4 – The Saloon**

**Round Count:** 10 Pistol, 10 Rifle, 4+ Shotgun

**Order:** Rifle, Shotgun, Pistol

**Staging:** Rifle in hand - shotgun staged at Position 2. Pistols holstered.

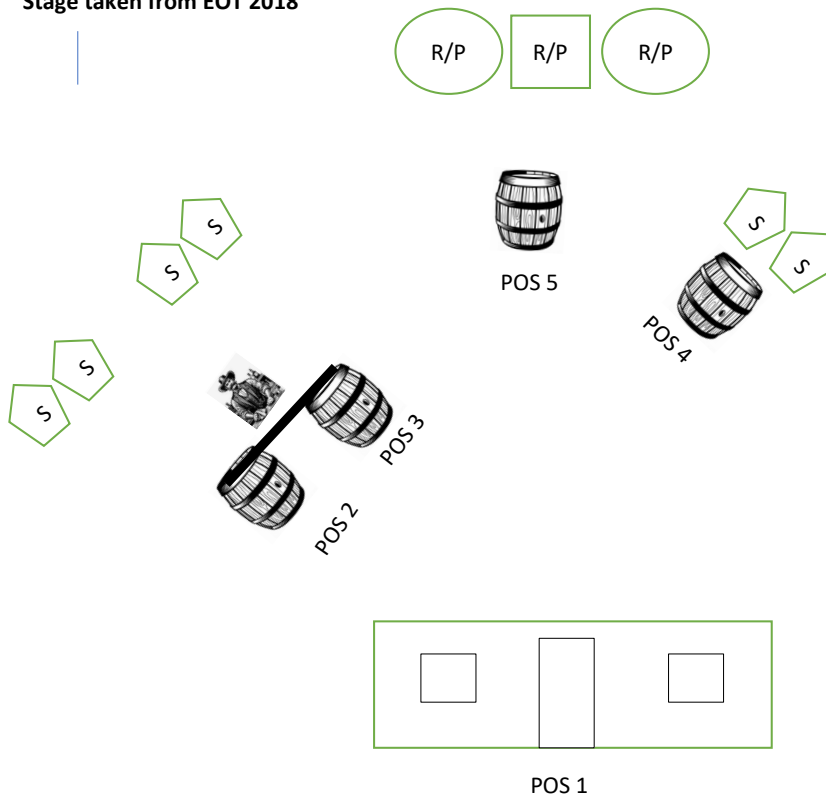
**Start:** At POS 1 with rifle in hand.

**Line:** "This is a first"

**ATB:** From POS 1 with the first five rifle rounds, alternate on the center and either outside target. With the second five rifle rounds alternate on the center target and the opposite outside target. Make rifle safe at POS 2. At POS 2 with shotgun engage the 2 SG targets until down. Move to POS 3 (other side of bartender) and engage the 2 SG targets until down. Move to POS 4 and engage 2 SG targets until down make SG safe at POS 4 or POS 5. With pistols engage the R/P targets same instructions as the rifle.

\*Props are not expendable

**Stage taken from EOT 2018**



**Stage 5 - The Depot**

**Round Count:** 10 Pistol, 10 Rifle, 6+ Shotgun

**Order:** Shooters Choice

**Staging:** Pistols loaded with 5 rounds each holstered, Rifle staged anywhere to the left of the cowboy on shelf. Shotgun open and empty staged at POS 1 or POS 4.

**Start:** With hands on hat.

**Line: "Squirrel"**

**ATB:** From POS 1 or POS 4 with SG engage 2 SG until down, move to POS 3 and engage 2 SG until down move to POS 1 or POS 4 and engage 2 SG until down. Make SG safe. With rifle from POS 2, double tap either end target – THEN – triple tap the opposite end target – THEN – engage the center target for five rounds. Make rifle safe. With pistols from POS 2 engage pistol targets same instructions as the rifle.

**NOTE:** Shotgun targets may be shot in any order – but from the specified positions.

**Stage taken from EOT 2018.**

