

Hotel

Stage 1

Pistols: 10, Holstered

Rifle: 10, Staged on counter


Shotgun: 4+, Staged on table right of the hotel

Order: Shooters Choice - RMNBL

Start: With hands on hat

Line: Yippee

ATB: With rifle, from counter, double tap the middle targets – THEN – single tap the outside targets – THEN double tap the inside targets. Make rifle safe. With pistols from counter repeat rifle instructions. With Shotgun from right table engage all targets until down.



Undertaker

Stage 2

Pistols: 10, Holstered

Rifle: 10, Staged in doorway

Shotgun: Staged in doorway or on right table

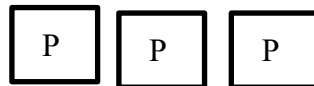
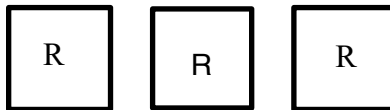
Order: Shooter Choice – Rifle may not be last

Start: Hands on table/shelf

Line: Let's bury them

ATB: With pistols from either window shoot the targets in a 4-5-1 sweep starting on either outside target. With rifle from doorway shoot the rifle targets same instructions as the pistols. Make rifle safe. With shotgun from right of the façade shoot the shotgun targets until down.

Stage taken from Fandango 2024.



The Bank

Stage 3

Pistols: 10, Holstered

Rifle: 10, Staged on shelf at middle window

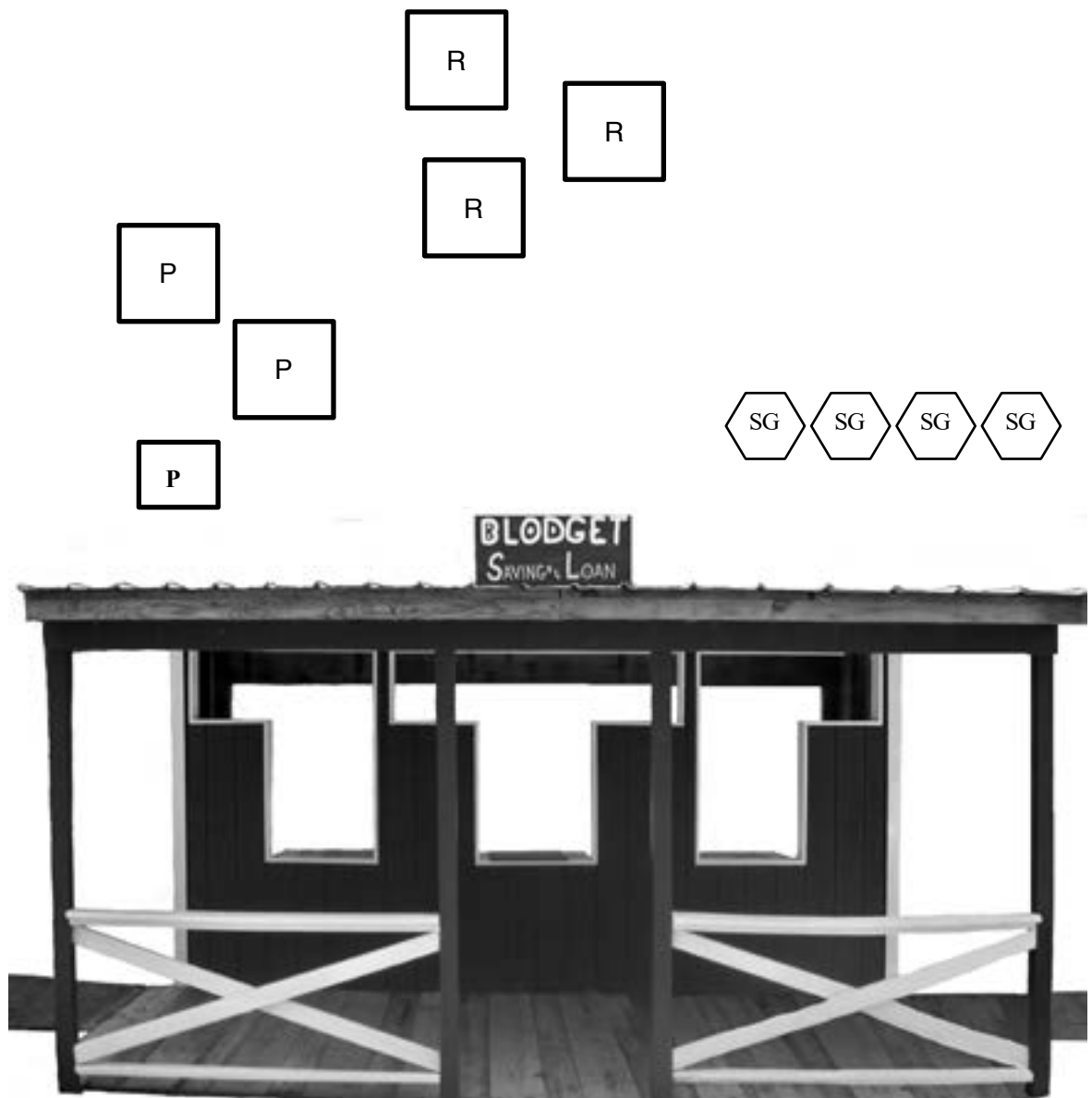
Shotgun: 4+, Staged on shelf at right window

Order: Shooter Choice – Rifle may not be last

Start: Leaning with back against either back rail.

Line: I just here for a withdrawal

ATB: From left window engage the pistol targets in a double tap Nevada sweep starting on the bottom target. With rifle from middle window engage the rifle targets same as the pistols. With shotgun from right window engage the shotgun targets until down.



The Jail

Stage 4

Pistols: 10, Holstered

Rifle: 10, Staged on table in doorway

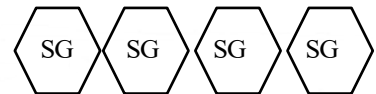
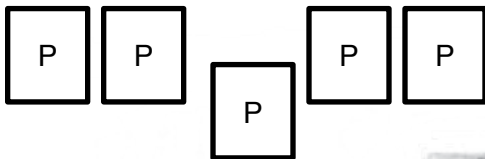
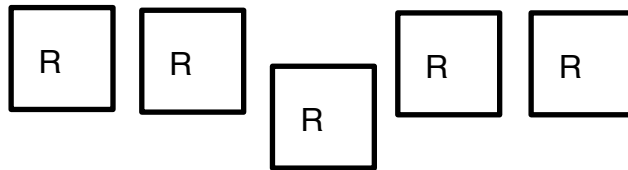
Shotgun: 4+ Staged on the right table

Order: Shooters Choice – Rifle may not be last

Start: With arms folded

Line: Let's break them out

ATB: With pistols from **behind** left table, engage the pistol targets as follows: double tap the middle target – **THEN** – single tap the other 4 targets – **THEN** – put 4 shots on the middle target. With rifle from the doorway engage the rifle targets same instructions as the pistols. Make rifle safe. With shotgun from the right table engage the shotgun targets until down.



The Depot

Stage 5

Pistols: 10, Holstered

Rifle: 10, Staged on counter – left of the cowboy

Shotgun: 4+, Staged on counter right side of cowboy

Order: Any order – rifle not last

Start: With hands on hat.

Line: Let's catch the next one.

ATB: With pistols from **behind** the left table engage the pistol targets as follows: With the first 5 rounds engage both outside targets – THEN – engage middle target – THEN – engage the outside targets. Repeat instructions with the next 5 rounds. With rifle from the left side of the cowboy engage the rifle targets same instructions as the pistols. Make rifle safe. With the shotgun from the right side of cowboy engage the shotgun targets until down.

