

**Stage 1 - Mercantile**

**Round Count:** 10 Pistol, 10 Rifle, 4+ Shotgun

**Order:** Shooter Choice – Rifle may not be last

**Staging:** Pistols loaded with 5 rounds each holstered, Rifle staged on shelf at POS 2 or POS 3 safely, SG staged on shelf at POS 4 open and empty.

**Start:** At position of choice with gun of choice in hand.

**Line:** Where should I go!

**ATB:** From POS 1 or POS 2, engage the pistol targets 1-1-3-3-1-1 sweep. From POS 2 or POS 3 with rifle repeat the pistol instructions. Make rifle safe. From POS 4 engage the four shotgun targets until down.

**Example of Sweep: 1 on 1, 1 on 2, 3 on 1, 3 on 2, 1 on 1, 1 on 2**

**Stage from Illinois Stage 2023**



Position 1

Position 2

Position 3



Position 4

## Stage 2 - The Bank

**Round Count:** 10 Pistol, 10 Rifle, 4+ Shotgun

**Order:** Shooters Choice – Rifle may not be last

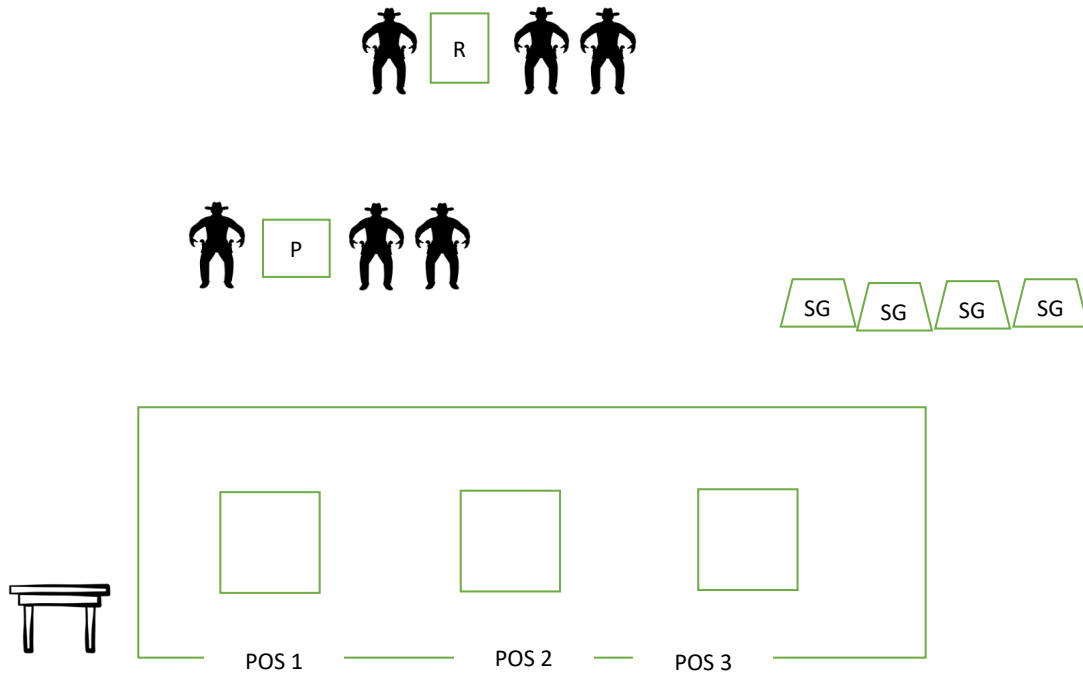
**Staging:** Pistols holstered, Rifle staged safely on shelf at POS 2, Shotgun staged open and empty on shelf at POS 2 or POS 3.

**Start:** At POS of choice with one arm extended and index finger pointing downrange.

**Line:** Let's make a deposit!

**ATB:** From POS 1 engage the pistol targets as follows: place three rounds on each of the cowboy targets, any order, **THEN** place the last round on the square target. Move to POS 2 and with the rifle repeat the pistol instructions. With shotgun from POS 3 engage the 4 shotgun targets until down.

**Stage taken from Illinois State 2023**



**Stage 3- The Jail**

**Round Count:** 10 Pistol, 10 Rifle, 4+ Shotgun

**Order:** Shooters Choice

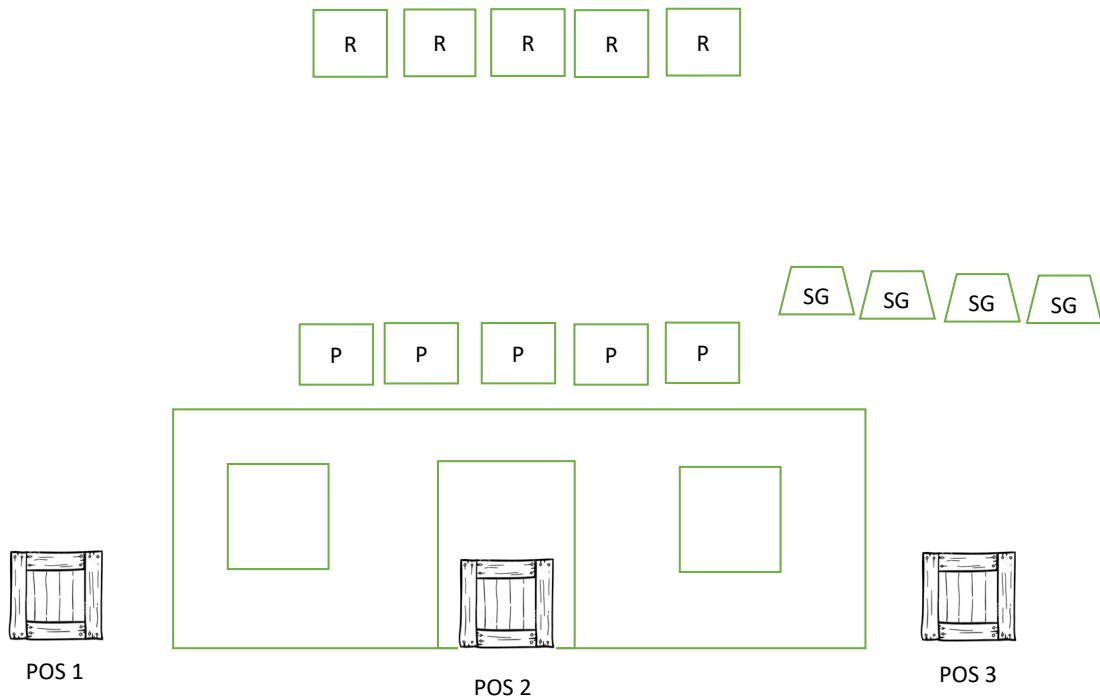
**Staging:** Pistols holstered, Rifle loaded with 10 rounds staged safely at POS 2, Shotgun staged open and empty at POS 3.

**Start:** At POS 2 or POS 3 with hands at low surrender.

**Line:** This is one for the record book!

**ATB:** From POS 3– with shotgun engage the 4 shotgun targets until down – make shotgun safe. From POS 2 with rifle engage rifle targets in two single tap sweeps starting on the same end. Make rifle safe. From POS 2 with pistols engage the pistol targets per the rifle instructions.

**Stage taken from Illinois State 2023**



### Stage 4 – The Saloon

**Round Count:** 10 Pistol, 10 Rifle, 4+ Shotgun

**Order:** Rifle, Shotgun, Pistol

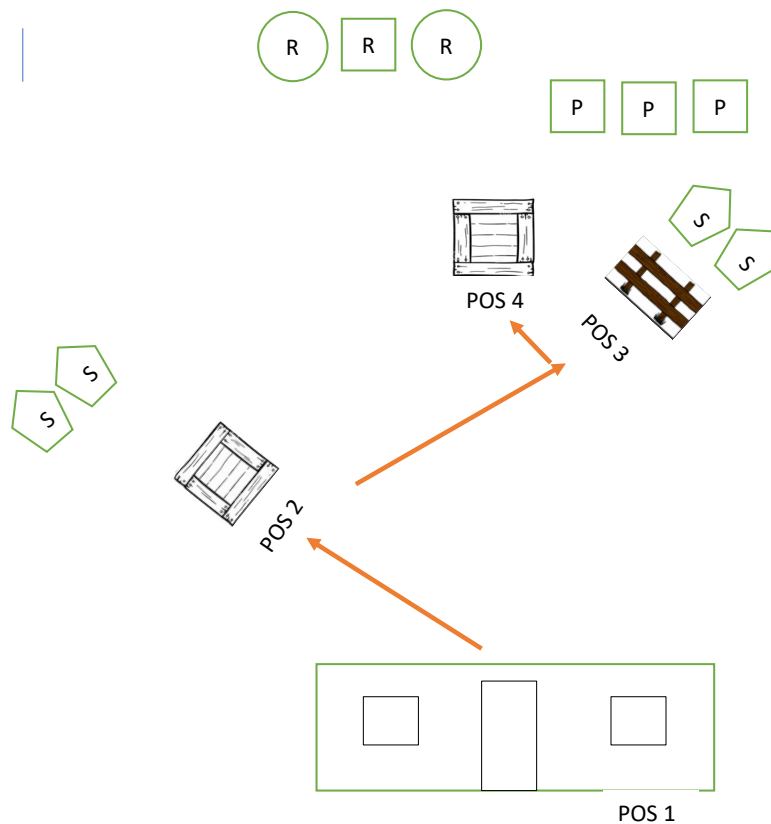
**Staging:** Rifle staged at POS 1 - shotgun staged at Position 2. Pistols holstered.

**Start:** At POS 1 with rifle in hand.

**Line:** This is craziness!

**ATB:** With rifle from POS 1 engage rifle targets as follows: double tap the middle, THEN triple tap one outside target, THEN double tap the middle, THEN triple tap the other outside target. Make rifle safe with barrel between the blocks and pointed into the berm. Move to POS 2 and with shotgun engage the 2 SG targets until down. Move to POS 3 and engage the 2 SG targets until down. Move to POS 4 and make SG safe. With pistols engage the pistol targets same instructions as the rifle.

\*Props are not expendable



**Stage 5 - The Depot**

**Round Count:** 10 Pistol, 10 Rifle, 4+ Shotgun

**Order:** Shooters Choice – Rifle may not be last

**Staging:** Pistols loaded with 5 rounds each holstered, Rifle staged anywhere to the left of the cowboy on shelf. Shotgun open and empty staged at POS 3 to the right of the cowboy.

**Start:** With gun of choice in hands.

**Line: "Dynamite"**

**ATB:** From POS 2 with pistols engage pistol targets in "Dynamite Sweep" starting on either end. With rifle from POS 2 engage rifle targets same instructions as the pistol. With shotgun from POS 3 engage the 4 shotgun targets until down.

**Dynamite Sweep: 1-2-2-3-4-5-5-6**

