

THE CABIN


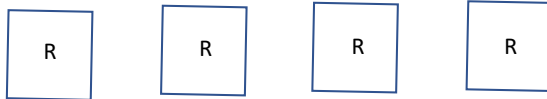
Round Count: 10 Pistol, 10 Rifle, 4+ Shotgun

Order: Shooters Choice – Rifle may not be last

Staging: Pistols loaded with 5 rounds each holstered, Rifle loaded with 10 rounds staged safely at POS 1 or POS 2, Shotgun open and empty staged at either POS 1 or POS 2. Rifle may be shot from POS 1 or POS 2. Shotgun MUST be shot from POS 2.

Start: With hands touching staged rifle or shotgun

ATB: From POS 1 with pistols engage the pistol targets in the following sequence: Single tap 1, Double tap 2, Double tap 3, Single tap 4, Double tap 3 and Double Tap 2. May start on either end. With rifle from POS 1 or POS 2 engage the rifle targets using the same instructions as the pistol. Make rifle safe and with shotgun from POS 2 engage the 4 shotgun targets until down.



The Mine

Round Count: 10 Pistol, 10 Rifle, 4+ SG

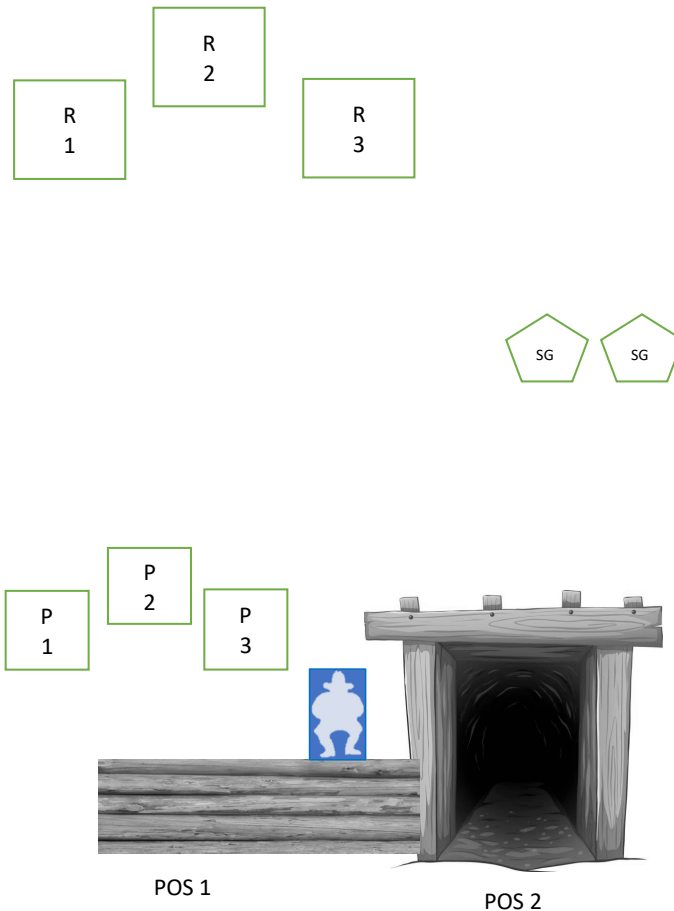
Order: Shooters Choice, Rifle may not be last

Staging: Pistols loaded with 5 rounds each holstered, Rifle loaded with 10 rounds staged safely at POS 1, Shotgun open and empty staged at POS 2.

Start: With both hands touching the shovel.

ATB: From POS 1 engage the pistol targets in two 2-1-2 sweeps starting on either end – **YES YOU CAN**. From POS 1 with the rifle engage the 3 rifle targets using the same instructions as the pistol. Make rifle safe and from POS 2 engage the 2 shotgun targets until down.

Example of Sequence: P1, P1, P2, P3, P3 or P3, P3, P2, P1, P1



Fort Belwah

Round Count: 10 Pistol, 10 Rifle, 4+ Shotgun

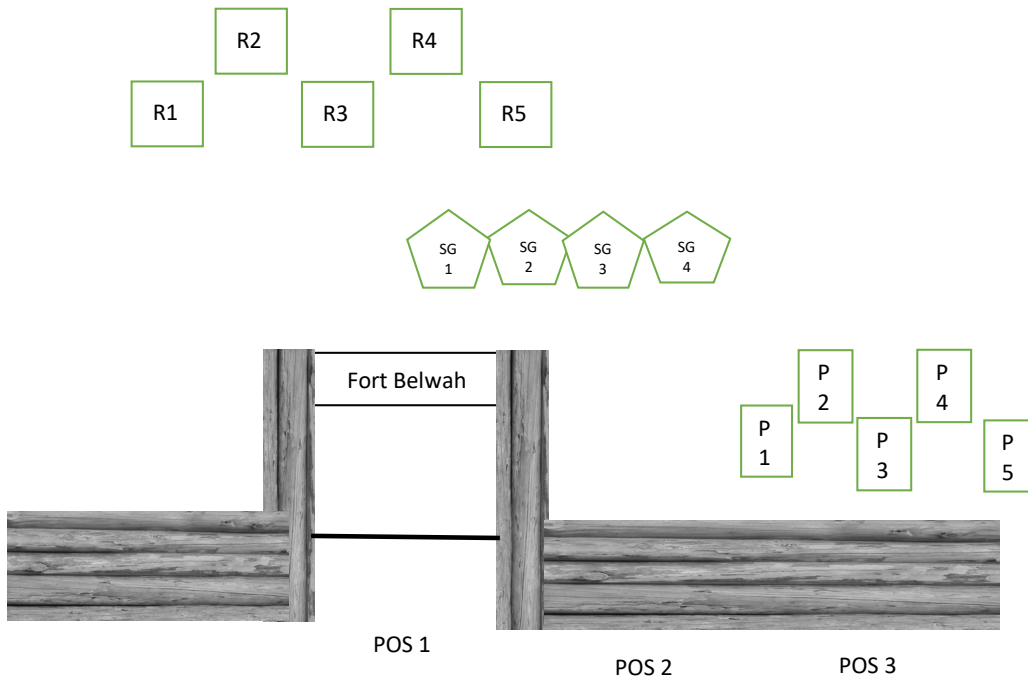
Order: Shooters Choice – Rifle may not be last

Staging: Pistols loaded with 5 rounds each holstered, Rifle loaded with 10 rounds staged safely at POS 1, Shotgun open and empty at POS 1 or POS 2.

Start: At position of choice at the ready – which is gamey as possible but not touching guns.

ATB: From POS 3 engage the pistol targets in the following: single tap the three middle targets then double tap the two outside targets then single tap the three middle targets. With rifle from POS 1 engage rifle targets same as the pistol instructions. Make rifle safe and with shotgun from POS 2 engage the 4 shotgun targets until down.

Example: P2, P3, P4, P5, P1, P1, P2, P3, P4



The Corral

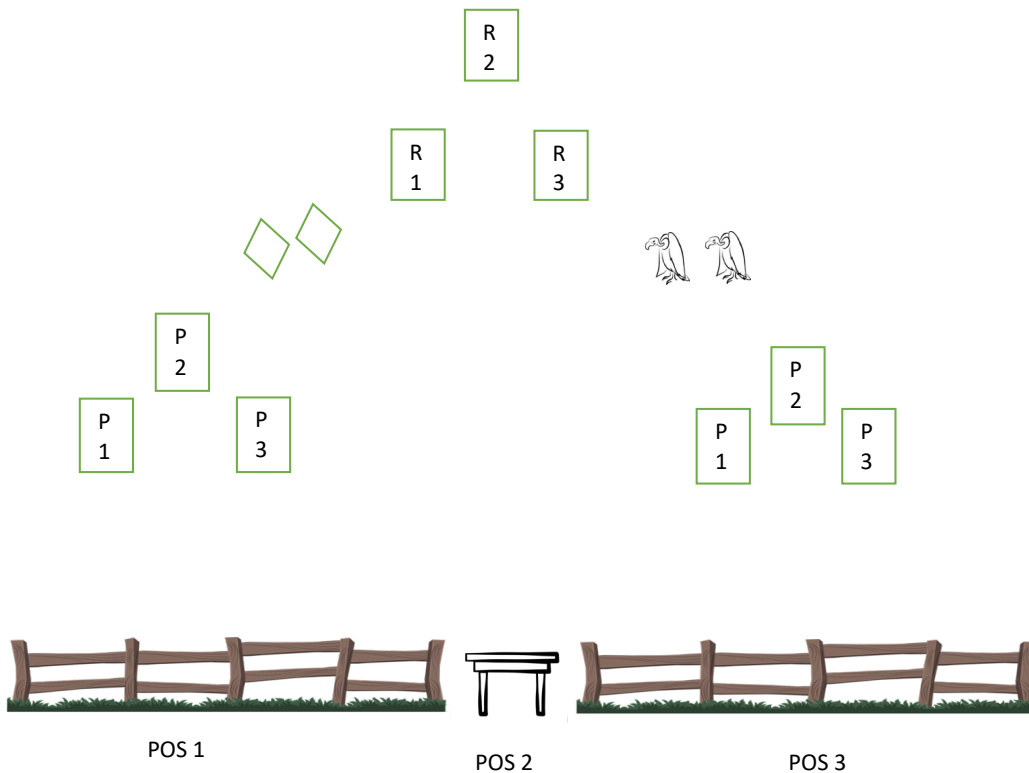
Round Count: 10 pistol, 10 rifle, 4+ shotgun

Order: Shooter's choice – rifle not last

Staging: Pistols loaded with 5 rounds each holstered, rifle loaded with 10 rounds staged safely at POS 1, POS 2 or POS 3, shotgun open and empty staged at POS 2.

Start: At POS of choice with hands on your hat.

ATB: From POS 1 or POS 3 with pistols engage pistol targets as follows: double tap P1, double tap P3 and **THEN** single tap P2 target. Repeat instructions with the second pistol. From POS 1, POS 2, or POS 3 engage the 3 rifle targets using the same instructions as the pistol. Make rifle safe and from POS 2 engage the four shotgun targets until down.



Open Range

Round Count: 10 Pistols, 10 Rifle, 6+ Shotgun

Order: Shooters Choice – Rifle may not be last

Staging: Pistols loaded with 5 rounds each holstered, Rifle loaded with 10 rounds staged safely at POS 2, Shotgun open and empty at either POS 2 or POS 3.

Start: At gun of choice with gun in hand.

ATB: From POS 1 with pistols engage pistol targets in a Reverse Gator Sweep starting on P1. From POS 2 engage rifle targets same instructions as the pistol. Make rifle safe and with shotgun engage 2 shotgun targets from POS 2 (left side of cactus) and 4 shotgun targets from POS 3 (right side of cactus).

NOTE: Reverse Gator Sweep: 1,1,1,1,2,2,2,3,3,4.

