

Stage 1 - Secret Hideout

Round Count: 10 Pistols, 10 Rifle, 6+ Shotgun

Order: Shooter's choice – Rifle cannot be shot last

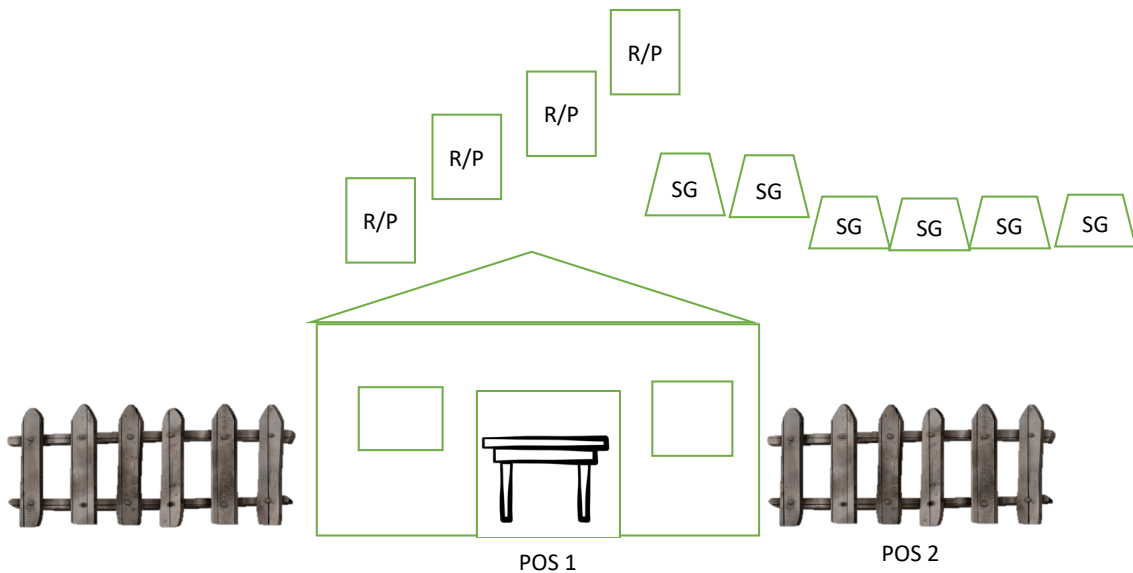
Staging: Pistol loaded with 5 rounds each holstered. Rifle loaded with 10 rounds staged on shelf at POS 1. Shotgun open and empty staged on shelf either at POS 2.

Start: At Position of choice with hands holding bandana with both hands.

Line: America!

ATB: From POS 1 with a combination of rifle and pistols engage the pistol/rifle targets in a 1-7-8-4 sweep starting on either end. Move to POS 2 (right side of cowboy) and engage the shotgun targets until down.

NOTE: If you start the sweep from the right it must be shot: 4-8-7-1



Stage 2 - Land Office

Round Count: 10 Pistol, 10 Rifle, 4+ Shotgun

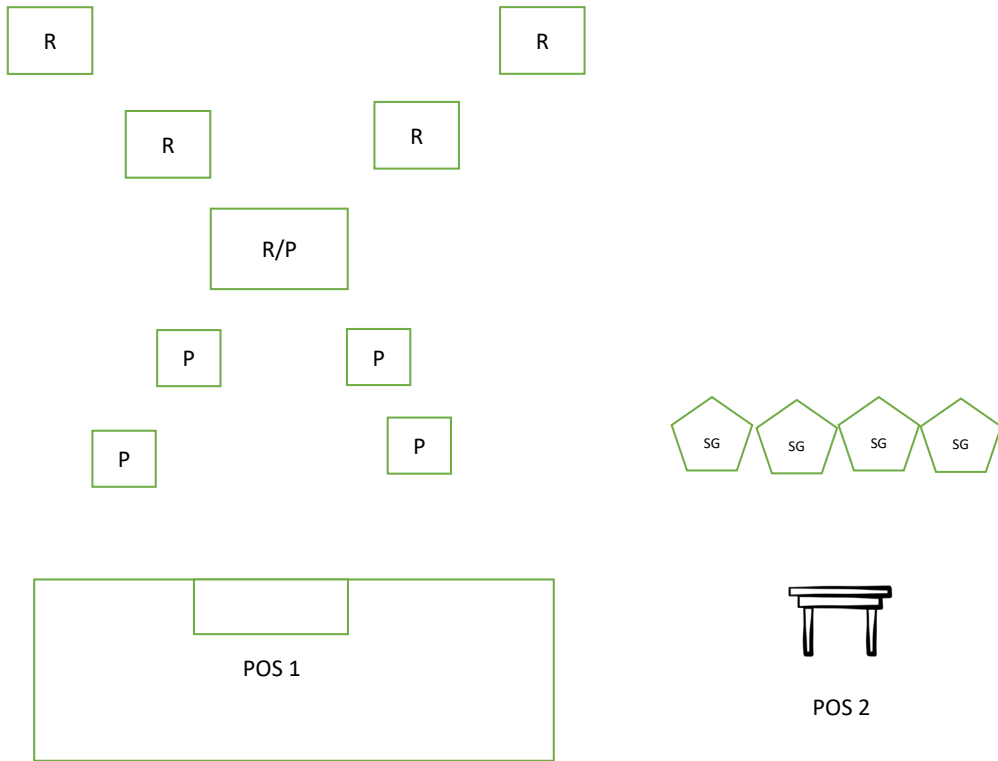
Order: Shooters Choice – Rifle must not be last

Staging: Pistols holstered with 5 rounds each, rifle loaded with 10 rounds staged on the bar at POS 1, shotgun open and empty staged at POS 2.

Start: At POS of choice shooter has hands on hips.

ATB: From POS 1 with the first pistol(s) engage the pistol targets and the R/P target with a double tap sweep. With rifle from POS 1 engage the rifle targets and R/P target with the same instructions as the pistol. Make rifle safe on the bar and from POS 2 engage the shotgun targets until down.

Stage taken from Winter Range 2013.



Stage 3 - Undertaker

Round Count: 10 Pistol, 10 Rifle, 4+ Shotgun

Order: Shooter Choice – Rifle may not be last

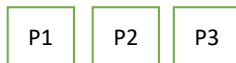
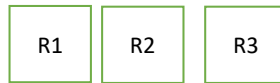
Staging: Pistols loaded with 5 rounds each holstered, Rifle staged on shelf at POS 2 safely, SG staged on shelf at POS 2 or POS 3 open and empty.

Start: At position of choice with hands touching rope.

Line: Who is hanging today?

ATB: From POS 1 engage the pistol targets in a “Really Sweep”. Move to POS 2 and engage the rifle targets same as the pistol instructions. Make rifle safe. From POS 3 engage the four shotgun targets until down.

Really Sweep: 1-1-1-3-3-3-2-1-2-3



Position 1

Position 2



Position 3

Stage 4 - The Bank

Round Count: 10 Pistol, 10 Rifle, 4+ Shotgun

Order: Shooters Choice – Rifle may not be last

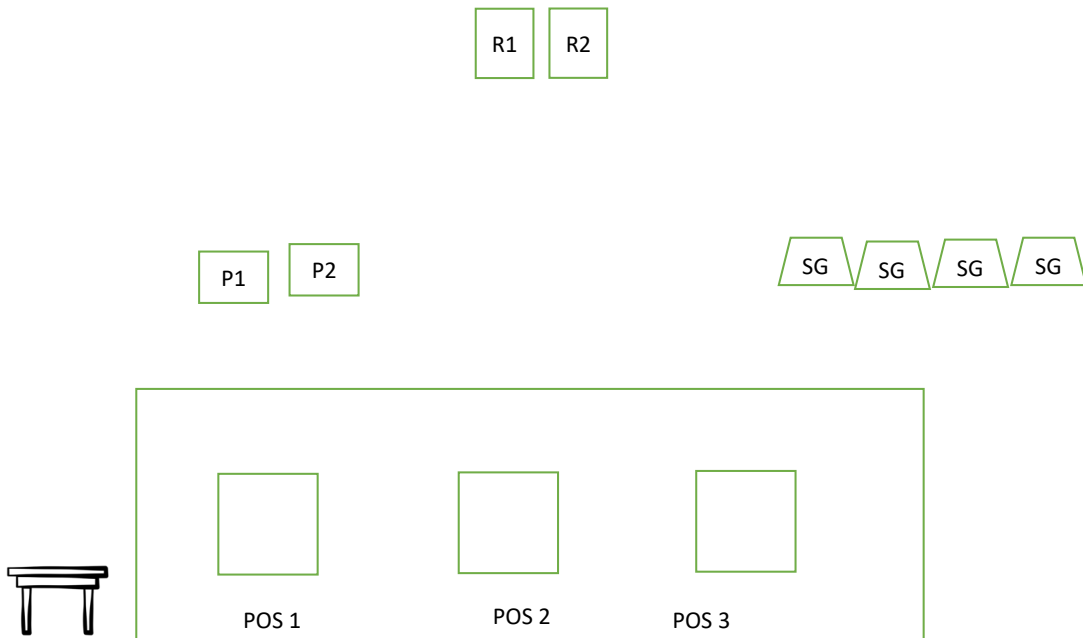
Staging: Pistols holstered, Rifle staged safely on shelf at POS 2, Shotgun staged open and empty on shelf at POS 2 or POS 3.

Start: At POS of choice holding the bank bag. Bag may be on shelf or in hands.

Line: I should rob this bank.

ATB: Release the bank bag. From POS 1 engage the pistol targets in a Regressive Sweep starting on either target. Move to POS 2 and with the rifle repeat the pistol instructions. With shotgun from POS 3 engage the 4 shotgun targets until down.

Regressive Sweep: 1-1-1-1-2-2-2-1-1-2



Stage 5 - The Jail

Round Count: 10 Pistol, 10 Rifle, 4+ Shotgun

Order: Shooters Choice – Rifle may not be last

Staging: Pistols holstered, Rifle loaded with 10 rounds staged at POS 1, Shotgun open and empty staged at POS 3.

Start: At window of choice with hands holding the bars.

ATB: With pistols from POS 1 engage the pistol targets in a Hidden Valley Sweep. With rifle engage the rifle targets with the same instructions as the pistols. Make rifle safe. With SG from POS 2 engage the 4 SG targets until down

Hidden Valley Sweep: 2 in the center, inside, inside, 2 in the center, outside, outside, 2 in the center.

Stage taken from Indiana-Illinois State Shoot

