

Stage 1 - Undertaker

Round Count: 10 Pistol, 10 Rifle, 4+ Shotgun

Order: Shooter Choice – Rifle may not be last

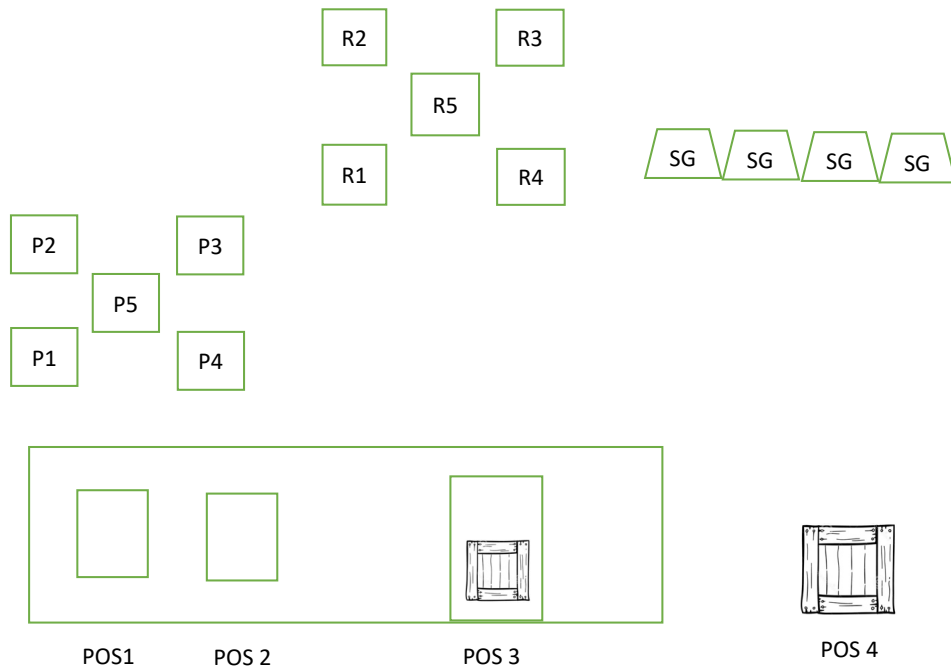
Staging: Pistols loaded with 5 rounds each holstered, Rifle staged on shelf at POS 2 or POS 3 safely, SG staged on shelf at POS 3 or POS 4 open and empty.

Start: At position of choice with hands touching gun of choice – Not in hand.

Line: "That will be the day"

ATB: From POS 1 or POS 2 engage the pistol targets by starting on the middle target then put one round on each of the remaining targets – Repeat instructions. With rifle from POS 2 or POS 3 engage rifle targets same instruction as the pistol. Make rifle safe. From POS 3 engage the four shotgun targets until down.

Stage from Ohio State 2009



Stage 2 - The Bank

Round Count: 10 Pistol, 10 Rifle, 4+ Shotgun

Order: Shooters Choice – Rifle may not be last

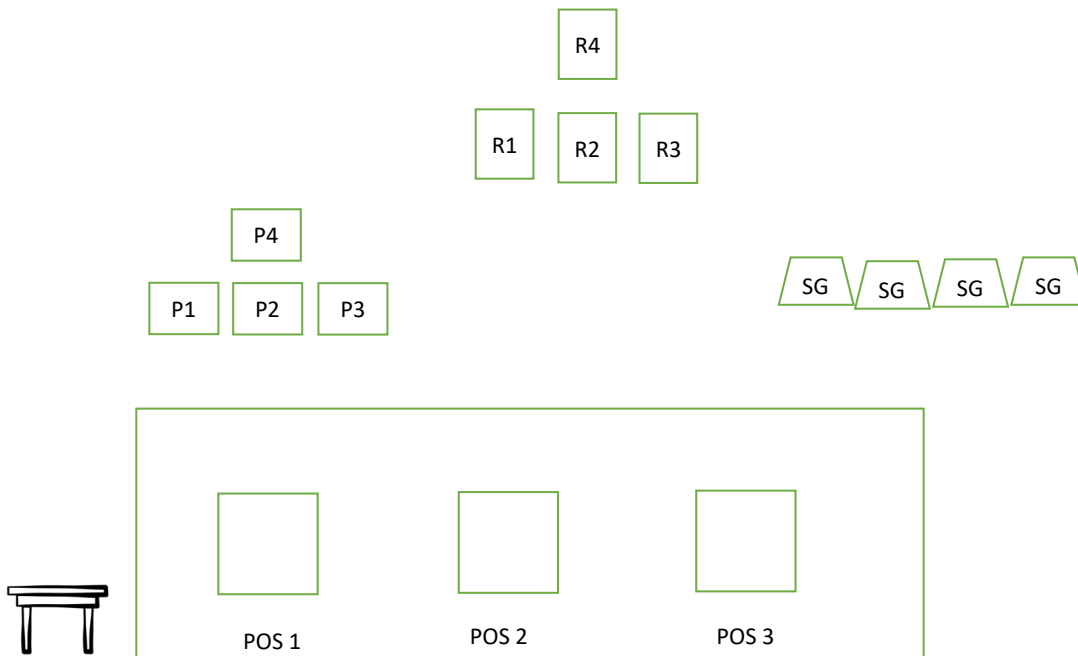
Staging: Pistols holstered, Rifle staged safely on shelf at POS 2, Shotgun staged open and empty on shelf at POS 2 or POS 3.

Start: At POS of choice hands on hat.

Line: "Ma & Paw where is the money?"

ATB: From POS 1 engage the left or right outside pistol target with 3 rounds THEN 1 round on two middle targets (2-4 or 4-2) THEN engage opposite outside target with 3 rounds then 1 round on each middle target (2-4 or 4-2). Move to POS 2 and with the rifle repeat the pistol instructions. With shotgun from POS 3 engage the 4 shotgun targets until down.

Stage taken from Ohio State 2019



Stage 3 - The Jail

Round Count: 10 Pistol, 10 Rifle, 4+ Shotgun

Order: Shooters Choice – Rifle may not be last

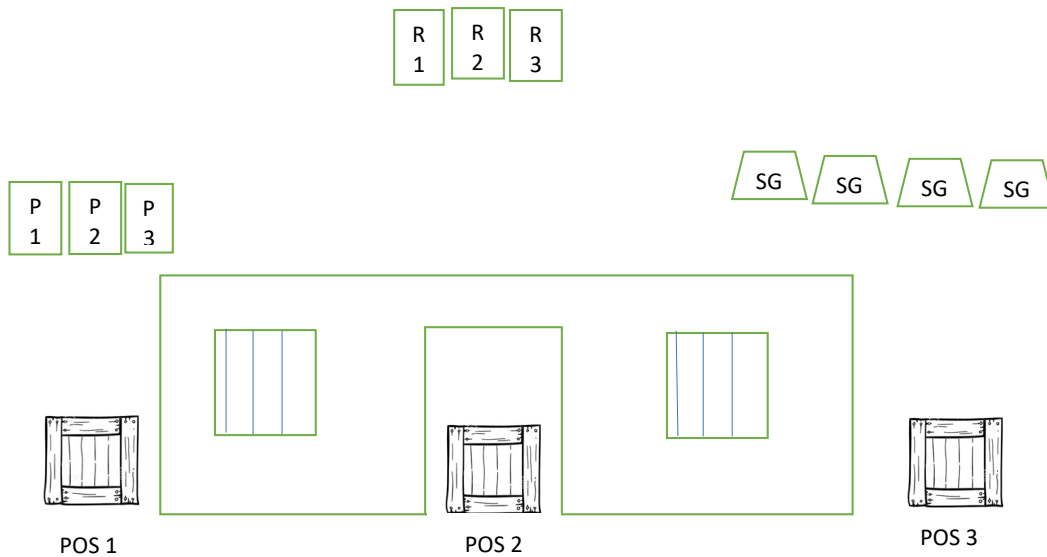
Staging: Pistols holstered, Rifle loaded with 10 rounds staged at POS 2, Shotgun open and empty staged at POS 3.

Start: At window of choice with hands holding the bars.

ATB: With pistols from POS 1 engage the pistol targets in a 2-3-2 sweep, THEN a 1 round sweep from same direction. With rifle from POS 2 engage the rifle targets with the same instructions as the pistols. Make rifle safe. With SG from POS 3 engage the 4 SG targets until down

Example: 1-1-2-2-2-3-3-1-2-3 or 3-3-2-2-2-1-1-3-2-1

Stage taken from Ohio State 2009



Stage 4 – The Saloon

Round Count: 10 Pistol, 10 Rifle, 4+ Shotgun

Order: Pistol or Rifle first, Rifle or Pistol second, Shotgun

Staging: Pistols holstered, Rifle staged at POS 1, Shotgun staged at POS 2.

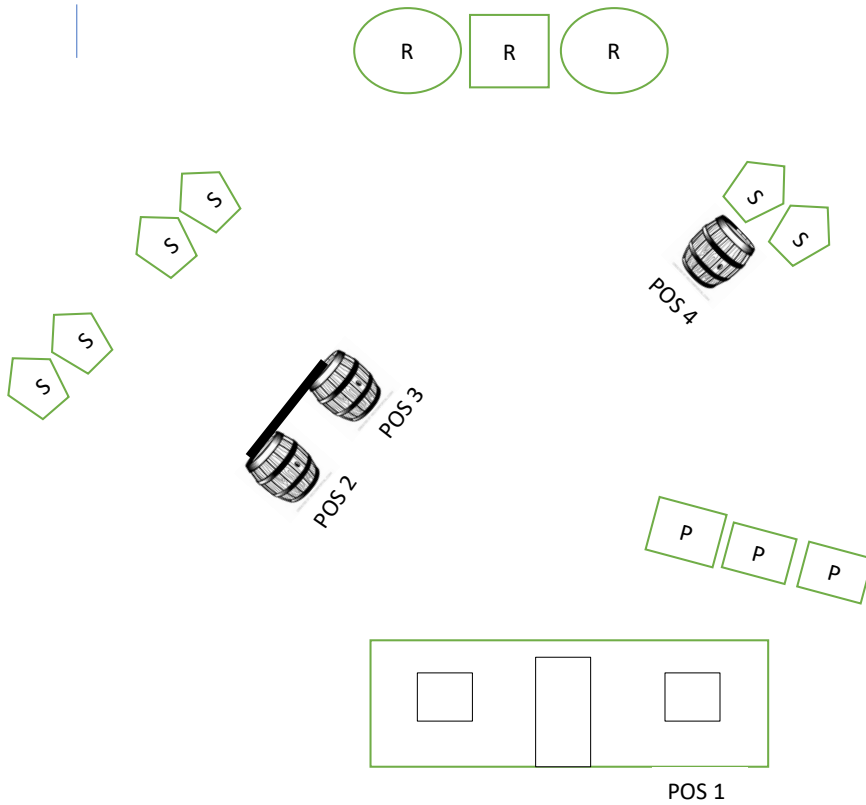
Start: At POS 1 with hands on shelf

Line: “Hey how many?”

ATB: From POS 1 with the first pistols engage pistol targets in a 2-1-2 sweep (NO you can't). With rifle from POS 1 engage rifle targets same as the pistol instructions. Make rifle safe at POS 1. At POS 2 with shotgun engage the 2 SG targets until down. Move to POS 3 and engage the 2 SG targets until down. Move to POS 4 and engage 2 SG targets until down.

*Props are not expendable

Stage taken from Ohio State 2009



Stage 5 - The Depot

Round Count: 10 Pistol, 10 Rifle, 6+ Shotgun

Order: Shotgun, Rifle, Shotgun, Pistol

Staging: Pistols loaded with 5 rounds each holstered, Rifle staged anywhere to the left of the cowboy on shelf. Shotgun open and empty staged at POS 3.

Start: With hands on hat.

Line: "SUP"

ATB: From POS 3 with Shotgun, from right side of cowboy, engage the 4 shotgun targets until down. Move to the left side of the cowboy and make SG safe. With rifle engage the rifle targets in a 2-1-1-1 sweep starting from either end (No you can't). Make rifle safe. Pick up SG and move to POS 1 and engage the 2 SG targets until down. Make SG safe. With pistols engage pistol targets same instructions as the rifle.

Stage taken from Ohio State 2009.

